

MINISTRY OF SCIENCE AND HIGHER EDUCATION OF RUSSIAN FEDERATION,
MINISTRY OF EDUCATION AND SCIENCE OF KYRGYZ REPUBLIC

Government-run Educational Institution of Higher Professional Education
Kyrgyz-Russian Slavic University
School of Medicine



ENDORSED BY
Prof Anes Zarifyan

“29” September 2015

Dermatovenereology
Course Outline (Module)

Assigned to Dermatovenereology and phthisiatry department
Academic Curriculum 31.05.01 General medicine


Mode of Study **Intramural**
Total Credit Value **3 credit points**

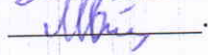
Course Hours
including: 108
in-class learning 72
individual work 36

Scope of Testing Semesters:
exams 12
credits

Course Hours Scheduling (per semester)				
Semester Academic Year	12 (6.2)		Total	
Weeks	19 2/6			
Type of Training	AC	CO	AC	CO
Lectures	18	18	18	18
Practical Session	54	54	54	54
Including Interactive Session	4	4	4	4
Total In-class Session	72	72	72	72
Face-to-face Learning	72	72	72	72
Individual Work	36	36	36	36
Total	108	108	108	108

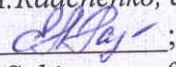
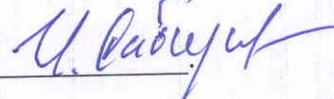
The course outline developed by:

A.M. Baltabaev, assistant professor, PhD in Medical Sciences, KRSU ;

M.K. Baltabaev, professor, Doctor of Medical Sciences, KRSU .

Reviewers:

E.A. Radchenko, assistant professor, Department Chair of Infectious Diseases, PhD in Medical Sciences

;
I.S. Sabirov, professor, Department Chair, Doctor of Medical Sciences 

The course outline
Dermatovenereology

developed in full compliance with FSES 3+:

Federal State Education Standards of Higher Professional Education for students trained for specialty 31.05.01 (The Ministry of Education and Science of the Russian Order of "09" February 2016 №95)

in accordance with Academic Curriculum:

31.05.01 General Medicine
confirmed by KRSU Board of Academics in 29.09.2015 № 2

The course outline endorsed at the Staff Meeting of Department of Dermatovenereology and Phthisiology

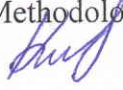
Record of 28.08.2015 № 1

Valid for: 2015- 2021 academic years

Department Chair: A.M. Baltabaev, assistant professor, PhD in Medical Sciences

The course outline endorsed for the following academic year

Chairman of the Educational and Methodological Board

29.09.2016. 


The course outline has been revised, considered and endorsed for Implementation in 2016-2017 Academic Year at the Staff Meeting of Dermatovenereology and phtisiatry Department

Record of 28.08.2016 № 1

The Head of Department doctor of Medical sciences, professor Baltabaev M.K. 

The course outline endorsed for the following academic year

Chairman of the Educational and Methodological Board

29.09.2017. 

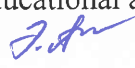
The course outline has been revised, considered and endorsed for Implementation in 2017-2018 Academic Year at the Staff Meeting of Dermatovenereology and phtisiatry Department

Record of 28.08.2017 № 1

The Head of Department doctor of Medical sciences, professor Baltabaev M.K. 

The course outline endorsed for the following academic year

Chairman of the Educational and Methodological Board

26.06.2018. 

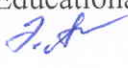
The course outline has been revised, considered and endorsed for Implementation in 2018-2019 Academic Year at the Staff Meeting of Dermatovenereology and phtisiatry Department

Record of 30.05.2018. № 12

The Head of Department doctor of Medical sciences, professor Baltabaev M.K. 

The course outline endorsed for the following academic year

Chairman of the Educational and Methodological Board

04.09.2019. 

The course outline has been revised, considered and endorsed for Implementation in 2019-2020 Academic Year at the Staff Meeting of Dermatovenereology and phtisiatry Department

Record of 28.08.2019. № 1

The Head of Department doctor of Medical sciences, professor Baltabaev M.K. 

The course outline endorsed for the following academic year

Chairman of the Educational and Methodological Board

12.09.2020. 

The course outline has been revised, considered and endorsed for Implementation in 2020-2021 Academic Year at the Staff Meeting of Dermatovenereology and phtisiatry Department

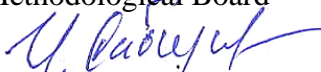
Record of 01.09.2020. № 1

The Head of Department doctor of Medical sciences, professor Baltabaev M.K. 

The course outline endorsed for the following academic year

Chairman of the Educational and Methodological Board

09 September 2021.



The course outline has been revised, considered and endorsed for Implementation in 2021- 2022 Academic Year at the Staff Meeting of Dermatovenereology and phtisiatry Department

Record of 01 September 2021. № 1

The Head of Department doctor of Medical sciences, Professor Baltabaev M.K.



The course outline endorsed for the following academic year

Chairman of the Educational and Methodological Board

2022.

The course outline has been revised, considered and endorsed for Implementation in 2022- 2023 Academic Year at the Staff Meeting of Dermatovenereology and phtisiatry Department

Record of _____ 2022. №

The Head of Department doctor of Medical sciences, Professor Baltabaev M.K.

The course outline endorsed for the following academic year

Chairman of the Educational and Methodological Board

2023.

The course outline has been revised, considered and endorsed for Implementation in 2023- 2024 Academic Year at the Staff Meeting of Dermatovenereology and phtisiatry Department

Record of _____ 2023. №

The Head of Department doctor of Medical sciences, Professor Baltabaev M.K.

The course outline endorsed for the following academic year

Chairman of the Educational and Methodological Board

2024.

The course outline has been revised, considered and endorsed for Implementation in 2024- 2025 Academic Year at the Staff Meeting of Dermatovenereology and phtisiatry Department

Record of _____ 2024. № 1

The Head of Department doctor of Medical sciences, Professor Baltabaev M.K.

The course outline endorsed for the following academic year

Chairman of the Educational and Methodological Board

2025.

The course outline has been revised, considered and endorsed for Implementation in 2025- 2026 Academic Year at the Staff Meeting of Dermatovenereology and phtisiatry Department

Record of 01 September 2021. № 1

The Head of Department doctor of Medical sciences, Professor Baltabaev M.K.

1. COURSE OUTLINE OBJECTIVES

1.1 The purpose of teaching the discipline is to deepen basic knowledge and form systemic review about the structure, general patterns of the skin in the healthy individuals and in pathology caused by multifactorial: fungal, infectious skin diseases and sexually transmitted infections, as well as using modern research methods in the diagnosis and treatment of diseases.

2. PLACE OF THE COURSE IN THE EDUCATIONAL PROGRAM

Educational Program Units: B1.B

2.1 Students' Preliminary Training Requirements:

- 2.1.1 Evidence-based medicine
- 2.1.2 Obstetrics and gynecology
- 2.1.3 Infectious Diseases
- 2.1.4 Clinical Pharmacology
- 2.1.5 Urology
- 2.1.6 Pathological anatomy
- 2.1.7 Pathophysiology, clinical pathophysiology
- 2.1.8 Pharmacology
- 2.1.9 Topographic anatomy and operative surgery
- 2.1.10 Microbiology, Virology
- 2.1.11 Normal physiology
- 2.1.12 Histology, embryology, cytology
- 2.1.13 Immunology
- 2.1.14 Anatomy
- 2.1.15 Biology
- 2.1.16 Latin

2.2 Course Units and Practical Sessions imposing the prior Proficiency

Disciplines and practices for which the development of this discipline (module) is necessary as: 2.2.1 Preparation for passing and passing the governmental exam

3. STUDENTS' COMPETENCIES RESULTING FROM THE COURSE UNIT (MODULE)

PC-6: the ability to determine the patient's main pathological symptoms, syndromes of diseases, nosological forms in accordance with the International Classification of Diseases and Health Problems, X revision

Knowledge:

- | | |
|---------|--|
| Level 1 | The mechanism of functional changes in organs or system of organs, syndromes or symptoms with various instrumental methods of their investigation. |
| Level 2 | Differential diagnosis of diseases based on clinic and laboratory indicators, relation with therapeutic and infectious diseases, syndromes or symptoms related with skin diseases. |
| Level 3 | Essential drugs used in the treatment of various dermatoses separately or regarding to syndromes or symptoms of a therapeutic or infectious diseases. |

Skills:

- | | |
|---------|--|
| Level 1 | Describe the functional changes in the skin in syndromes or symptoms diagnosed with various instrumental methods. |
| Level 2 | Interpret laboratory data for various dermatoses associated with diseases of a therapeutic and infectious origin. |
| Level 3 | Manage the right treatment options to improve the course and prognosis of dermatoses with/without involvement different organs or systems, in syndromes of a therapeutic and infectious profile. |

Expertise:

- | | |
|---------|--|
| Level 1 | Skills for describing general pathological changes in the skin related to syndromes or symptoms of therapeutic diseases. |
| Level 2 | Correlation of laboratory data with the severity of the skin process. |
| Level 3 | Prognosis of the diseases in various dermatoses depending on the condition of the visceral |

	organs associated with therapeutic and infectious disorders.
PC-8: the ability to determine the management tactics of patients with various nosological forms	
Knowledge:	
Level 1	Level 1 The clinic of dermatoses and characteristic histopathological picture.
Level 2	Level 2 Main histopathological features of related dermatoses
Level 3	Level 3 The correct tactics of pathogenetic therapy in order to rehabilitate the skin of patient.
Skills:	
Level 1	Level 1 Correlation between the features of the course of dermatosis with biochemical indicators of the body metabolism.
Level 2	Level 2 To be able to compare the clinical features of related dermatoses.
Level 3	Level 3 To be able to assess the severity of dermatosis with corresponding changes in laboratory analysis.
Expertise:	
Level 1	Level 1 Identification of pathological changes in skin of patient
Level 2	Level 2 Methods of differential diagnosis of related dermatoses.
Level 3	Level 3 Assess the severity of the course of dermatosis in order to initialize appropriate therapy.

Final Students' Competences

3.1	Knowledge:
	<ol style="list-style-type: none"> 1. The fundamentals of the legislation of the Russian Federation and the Kyrgyz Republic (KR), the main regulatory and technical documents on protecting the health of children, women and adults; 2. The basics of insurance medicine in the Russian Federation and the Kyrgyz Republic, the structure of the modern healthcare system of the Russian Federation, the activities of institutions of the maternal and child health system (OMD); 3. The basics of preventive medicine aimed on improving the health of the adult population; 4. The basics of preventive medicine aimed on improving the public health; 5. The basics of the organization of outpatient and inpatient care for the adult population, modern organizational forms of work and the diagnostic capabilities of the outpatient service 6. Principles of dispensary observation of various age-gender and social groups, rehabilitation of patients; 7. The clinical picture, flow patterns and possible complications of the most common diseases that occur in a typical form in the adult population; 8. The main clinical manifestations of diseases of the skin and subcutaneous tissue, their diagnosis and observation; 9. The basic principles of diagnosis, treatment and rehabilitation of infectious diseases in the adult population, indications for hospitalization, indications for hospitalization of persons with infectious diseases;
3.2	Skills:
	<p>To collect an anamnesis; conduct a survey of the patient, his relatives, conduct a physical examination of a patient of different age, make a plan of laboratory and instrumental examination.</p> <ol style="list-style-type: none"> 1. Interpret the results of the examination, put the patient a preliminary diagnosis, outline the amount of additional research to clarify the diagnosis, formulate a clinical diagnosis; 2. Develop a patient treatment plan taking into consideration the course of the disease, select and prescribe drug therapy, use methods of non-drug treatment, carry out rehabilitation measures;
3.3	Expertise:
	<ol style="list-style-type: none"> 1. Physical examination methods (history taking, examination, palpation, percussion, auscultation) dermatological patient. 2. Interpretation of the results of laboratory, instrumental diagnostic data in skin patients; 3. Algorithm for the preliminary diagnosis of patients with their subsequent referral to an additional examination; an algorithm for setting up a detailed clinical diagnosis;

