

MINISTRY OF SCIENCE AND HIGHER EDUCATION OF THE RUSSIAN FEDERATION  
 MINISTRY OF EDUCATION AND SCIENCE OF THE KYRGYZ REPUBLIC

Government-run Educational Institution of Higher Professional Education  
 Kyrgyz-Russian Slavic University named after B.N. Yeltsin



ENDORSED BY

02.09.2024

# Latin

## Course Outline (module)

Anchored to the  
 Academic plan

**Public health and health care**  
 31050150\_18\_1gm.plx\ Speciality 31.05.01. - RF, 560001 - KR General Medicine

Qualification **medical doctor**  
 Mode of Study **intramural**  
 Total Credit Value **3 credit point**  
 Course Hours **108** Scope of Testing Semesters:  
 including: **credits 1 graded tests 2**  
 in-class learning **72**  
 individual work **35,4**

Distribution of discipline hours by semester						
Semester (<course >.< Semester on the course >)	1 (1.1)		2 (1.2)		Total	
Weeks						
Type of activities	Cur.	CS	Cur.	CS	Cur.	CS
Class room studies	54	54	18	18	72	72
Contact	0,3	0,3	0,3	0,3	0,6	0,6
Total in-class session	54	54	18	18	72	72
Contact	54,3	54,3	18,3	18,3	72,6	72,6
Individual work	17,7	17,7	17,7	17,7	35,4	35,4
Total	72	72	36	36	108	108

Syllabus is prepared by:

Senior lecturer of Latin Alkeshova B.A., senior lecturer Shosheva T.N.

Reviewer (s):

Gubanov B.P., head of the Department of Normal Anatomy and OSTA KRSU, associate professor

Zamaletdinova G.S., head of the Department of Foreign and Latin languages KSMA, associate professor

Course syllabus

### Latin

Designed in accordance with Federal State Educational Standard 3+:

Designed in accordance with Federal State Educational Standard HE:

Federal State Educational Standard of Higher Education on field of study(specialty) 31.05.01 General Medicine (level of specialist program)

Designed on the basis of curriculum:

31.05.01. General Medicine

Approved by Academic Council of Higher Education Institution as of 28.06.2024 protocol № 11.

Syllabus is approved on meeting of the Department of

### Public health and health care

Protocol as of 26.08.2024 № 1

Syllabus period: 2024-2029 academic years

Head of Department, doctor of Medical Science,

professor N.K. Kasiev

## 1. COURSE OUTLINE OBJECTIVES

1.1. The purpose of this academic discipline is to provide the student practical skills that allow him/her to successfully overcome the terminological difficulties of the international Greek-Latin terminology when mastering the cultural and professional competences in the form English language. Also to lay the foundations for the terminological preparation of future specialists, to teach students to knowingly and competently apply medical terms in Latin, as well as terms of Greek-Latin origin in English. Formation of culture of thinking, ability to generalize, analyze, perceive information. This ability to use the knowledge gained in the subsequent study of other fundamental and clinical disciplines, as well as future professional activities.

## 2. PLACE OF THE COURSE IN THE EDUCATIONAL PROGRAM

Educational Program

Units:

### 2.1. **Students' Preliminary Training Requirements:**

2.1.1 English and culture of it.

### 2.2. **Course Units and Practical Sessions imposing the prior Proficiency:**

2.2.1 Pharmacology

2.2.2 Human anatomy

2.2.3 Normal physiology

## 3. STUDENTS' COMPETENCIES RESULTING FROM THE COURSE UNIT (MODULE)

### **Knowledge:**

Level 1 Greek-Latin anatomic-histological terms

Level 2 Greek-Latin pharmaceutical and clinical terms

Level 3 Greek-Latin anatomic-histological, pharmaceutical and clinical terms

### **Skills:**

Level 1 Understand and translate from Latin into English and from English into Latin Greek-Latin anatomical and histological terms without dictionary.

Level 2 Understand and translate from Latin into English and from English into Latin pharmaceutical and clinical terms without dictionary.

Level 3 Understand and translate from Latin into English and from English into Latin Greek-Latin anatomic-histological, pharmaceutical and clinical terms without dictionary. Orthographically and grammatically correctly formulate the Latin part of the receipt.

**Expertise:**

Level 1 Medical terminology

Level 2 Multidisciplinary medical terminology

Level 3 Vast and diversified medical terminology that will be in demand on the next courses in the study of special subjects.

**Final Students' Competences**

3.1. **Knowledge:**

3.1.1. The Latin alphabet, the rules of pronunciation and stress.

3.1.2 The elements of the Latin grammar necessary for understanding and the formation of medical terms, as well as for writing and translating receipts;

3.1.3. The principles of creating international nomenclatures in Latin;

3.1.4. Typological features of terms in different sections of medical terminology.

3.1.5. Basic medical and pharmaceutical terminology in Latin language;

3.1.6. Official requirements for the formulation of a receipt in Latin language;

3.1.7. Ways and means of forming terms in anatomical, clinical and pharmaceutical terminology.

3.1.8. 900 terminological units and terminological elements at the level of long-term memory as an active terminological reserve.

3.2. **Skills:**

3.2.1 Read and write in Latin language.

#### 4. COURSE (MODULE) STRUCTURE AND CONTENT

Class code	Subject Name /Type of Class/	Semester / Academic Year	Hours	Competencies	Literature	Interactive Sessions	Notes
	<b>Section I. “Anatomical Terminology”</b>						
1.1	Introduction to the course “Latin and Fundamentals of Medical Terminology”. Introduction to the course “Anatomical Terminology”. Phonetics: reading and pronunciation, part 1/pr./	1	2	OPK-2	L1.1 L2.1 L3.1	0	
1.2	Phonetics: reading and pronunciation, part 2 /ind./	1	4	OPK-2	L1.1 L2.1 L3.1	0	
1.3	Noun and its grammatical categories /pr./	1	2	OPK-2	L1.1 L2.1 L3.1	0	
1.4	Adjective. Two groups of adjectives. Degrees of comparison of adjectives /pr./	1	2	OPK-2	L1.1 L2.1 L3.1	0	
1.5	Structure of anatomical terms. Uncoordinated and coordinated definitions /pr./	1	2	OPK-2	L1.1 L2.1 L3.1	0	
1.6	Structure of long anatomical terms /pr./	1	4	OPK-2	L1.1 L2.1 L3.1	0	
1.7	Revision /ind./	1	2	OPK-2	L1.1 L2.1 L3.1	0	
1.8	Latin third declension nouns. Masculine gender /pr./	1	2	OPK-2	L1.1 L2.1 L3.1	0	
1.9	Latin muscle names /ind./	1	2	OPK-2	L1.1 L2.1 L3.1	0	
1.10	Latin third declension nouns. Feminine gender /pr./	1	2	OPK-2	L1.1 L2.1 L3.1	0	
1.11	Latin third declension nouns. Neuter gender /ind./	1	2	OPK-2	L1.1 L2.1 L3.1	0	
1.12	Revision /pr./	1	4	OPK-2	L1.1 L2.1 L3.1	2	

1.13	Passing unit /pr./	1	2	OPK-2	L1.1 L2.1 L3.1	0	
1.14	Nominative plural of nouns and adjectives /ind./	1	4	OPK-2	L1.1 L2.1 L3.1	0	
1.15	Genitive plural of nouns and adjectives /pr./	1	4	OPK-2	L1.1 L2.1 L3.1	0	
1.16	Revision /ind./	1	2	OPK-2	L1.1 L2.1 L3.1	0	
	<b>Section II. “Pharmaceutical Terminology”</b>						
2.1	Introduction to the course “Pharmaceutical Terminology” /ind./	1	2	OPK-2	L1.1 L2.1 L3.1	0	
2.2	Standard prescription phrases Indicating orders and instructions /pr./	1	2	OPK-2	L1.1 L2.1 L3.1	0	
2.3	The most -used prescription phrases/pr./	1	2	OPK-2	L1.1 L2.1 L3.1	0	
2.4	Word-formative and grammar structure of pharmaceutical terms /pr./	1	2	OPK-2	L1.1 L2.1 L3.1	0	
2.5	Greek and Latin elements carrying information about pharmaceutical characteristics of a drug /pr./	1	2	OPK-2	L1.1 L2.1 L3.1	0	
2.6	Names of medicinal plants /pr./	1	2	OPK-2	L1.1 L2.1 L3.1	0	
2.7	Medical prescription Liquids and semisolids in prescriptions /pr./	1	2	OPK-2	L1.1 L2.1 L3.1	0	
2.8	Latin names of chemical elements. Acids names. Names of oxides, peroxides, hydroxides /pr./	1	2	OPK-2	L1.1 L2.1 L3.1	0	
2.9	Latin names of salts in prescriptions /pr./	1	2	OPK-2	L1.1 L2.1 L3.1	0	
2.10	Latin names of salts in prescriptions. Greek and Latin elements carrying information on chemical	1	2	OPK-2	L1.1 L2.1 L3.1	0	

	composition of a drug /pr./						
2.11	The most important universally accepted abbreviations /pr./	1	2	OPK-2	L1.1 L2.1 L3.1	0	
2.12	Revision /pr./	1	2	OPK-2	L1.1 L2.1 L3.1	0	
2.13	Word-formative and grammar structure of pharmaceutical terms /pr./	1	2	OPK-2	L1.1 L2.1 L3.1	0	
2.14	Greek and Latin elements carrying information about pharmaceutical characteristics of a drug /pr./	1	2	OPK-2	L1.1 L2.1 L3.1	0	
2.15	Requirements to the Latin part of a prescription /pr./	1	2	OPK-2	L1.1 L2.1 L3.1	0	
2.16	Latin names of chemical elements /pr./	1	2	OPK-2	L1.1 L2.1 L3.1	0	
2.17	Credit	1	0	OPK-2		0	
	<b>Section III. “Clinical Terminology”</b>						
3.1	Introduction to the course “Clinical Terminology” /pr./	2	2	OPK-2	L1.1 L2.1 L3.1	0	
3.2	Roots and suffixes used in the Greek and Latin medical terms /pr./	2	2	OPK-2	L1.1 L2.1 L3.1	0	
3.3	Latin and Greek prefixes /pr./	2	2	OPK-2	L1.1 L2.1 L3.1	0	
3.4	Clinical Terminology # 1 /pr./	2	2	OPK-2	L1.1 L2.1 L3.1	0	
3.5	Clinical Terminology # 2 /pr./	2	2	OPK-2	L1.1 L2.1 L3.1	0	
3.6	Clinical Terminology # 3 /pr./	2	2	OPK-2	L1.1 L2.1 L3.1	0	
3.7	Clinical Terminology # 4 /pr./	2	2	OPK-2	L1.1 L2.1 L3.1	0	
3.8	Revision /pr./	2	2	OPK-2	L1.1 L2.1 L3.1	0	
3.9	Acids names. Names of oxides, peroxides, hydroxides /ind./	2	2	OPK-2	L1.1 L2.1 L3.1	0	
3.10	Latin names of salts in prescriptions/ind./	2	2	OPK-2	L1.1 L2.1 L3.1	0	

3.11	The most important universally accepted abbreviations /ind./	2	2	OPK-2	L1.1 L2.1 L3.1	0	
3.12	Revision /ind./	2	2	OPK-2	L1.1 L2.1 L3.1	0	
3.13	Latin and Greek prefixes /ind./	2	2	OPK-2	L1.1 L2.1 L3.1	0	
3.14	The most important suffixes /ind./	2	2	OPK-2	L1.1 L2.1 L3.1	0	
3.15	Clinical Terminology # 5 /ind./	2	2	OPK-2	L1.1 L2.1 L3.1	0	
3.16	Clinical Terminology # 6 /ind./	2	2	OPK-2	L1.1 L2.1 L3.1	0	
3.17	Revision /ind./	2	2	OPK-2	L1.1 L2.1 L3.1	0	
3.18	Credit with mark	2	2	OPK-2	L1.1 L2.1 L3.1	0	

## 5. ASSESSMENT FUND

### 5.1. Advancement Questions and Assignments

Questions for checking the level of training “Know”:

#### **Section I. Anatomical Terminology.**

1. How many declensions are there in Latin? How to determine the declension?
2. Name the signs of declension of nouns.
3. What are the components of the dictionary form of the noun?
4. How to determine the gender and the declension of nouns?
5. How to determine the stem of a noun?
6. What is the dictionary form of the adjectives (1 group, 2group and comparative degree)?
7. The principles of coordination adjectives with nouns.
8. Agreement of adjectives and nouns.
9. Structural types of anatomical and histological terms.
10. To name the main features of nouns of 3 declensions.
11. How to determine the kind of nouns of 3 declensions ending in Norn. Sing on -es and -us?
12. How to determine the types of the 3<sup>rd</sup> declension?
13. What are the characteristics of the declension of the neuter gender in Nom. et Gen. Plur.?

#### **Section 2. Pharmaceutical Terminology and Receipts.**

1. Use of the verb in prescription formulations: imperative and subjunctive moods
2. Trivial names of medicinal substances.

3. Frequency segments in the names of medicines.
4. To name in Latin the names of medicinal forms, parts of plants.
5. How are names of acids, oxides, salts formed according to the international method?
6. What rules are recommended to use when writing in Latin the names of acids, oxides, salts?
7. One should be able to write the Latin part of the receipt correctly. One should know the grammatical dependence in the receipt line.
8. Rules for prescribing tablets and suppositories in Latin.
9. Principles of abbreviations in receipts.

### **Section 3. Clinical Terminology**

1. Students have to identify the suffixes, which are often used in clinical terminology.
2. Students have to know the meanings of derived words with suffixes: -itis, -osis, -ismus, -oma, -iosis.
3. Students have to know the meaning of the Latin and Greek prefixes.
4. Students have to be able to translate the clinical term from Latin into English and from English into Latin.
3. What is the meaning of the Greek terminology elements: -logia, -logus, -lysis, -gramma, -graphia, -aemia, -stomia, -ectomy, -tomy and so on?
6. Students have to know the Greek-Latin doublet designations of organs and tissues. Students have to know Greek terminological elements, denoting pathological changes in organs and tissues, therapeutic and surgical techniques.
7. Students have to know the Greek-Latin doublet notation of secrets, secretions, sex, age.
8. Students have to know single terminological elements, which denote functional and pathological states, processes.

#### **Assignments for testing the level of proficiency (skills and ability):**

### **Section I. Anatomical Terminology.**

#### ***1. Make up grammatical agreement of following adjectives with nouns and put endings:***

1. tubercŭlum thyr(e)oidĕ... superi... (superior thyroid tubercle);
2. fissŭra orbitāl... inferi... (lower orbital fissure);
3. linea glutĕ... anteri... (anterior gluteal line);
4. forāmen ischiadic... min... (small ischiadic opening);

#### ***2. Translate into Latin:***

1. bony partition of nose
2. dorsal nerve of scapula
3. lateral angle of eye
4. superior articular process of vertebra
5. process of inferior nasal concha

#### ***3. Translate into English:***

1. Linea ossis aspera.

2. Foramen occipitale magnum.
3. Nervus alveolaris inferior.
4. Sulcus linguae medianus.
5. Foramen infraorbitale maxillae

## **Section 2. Pharmaceutical Terminology and Receipt.**

### *1. Translate the following prescriptions from English into Latin:*

1) Take:           Tablets of Tetracycline with nystatin coated 100 000 ED  
                          number 25  
                          Give.  
                          Write on a label:

2) Take:           Sulfadimezin  
                          Streptocid  
                          Synthomycin of each 1,0  
                          Mix to make a powder  
                          Give.  
                          Write on a label:

3) Take:           Powder of ampicillin for suspensions 60,0  
                          Give in a dark phial  
                          Write on a label:

## **Section 3. Clinical Terminology**

### *1. Form the Greek & Latin clinical terms according to the following meanings:*

1. fixation of small intestine
2. uterine bleeding
- 3 removal of nerve

4. cutting of lung
5. tumour of spleen
6. removal of the cornea;
7. X-ray examination of veins;
8. disease of the vessel;
9. loss of the voice;
10. large tongue;
11. study of tuberculosis;
12. monophobia

## **5.2. Course Papers Themes**

Discipline does not provide for this work.

## **5.3. Assessment Fund**

### **Written questionnaire**

1. Noun (to define the gender of nouns, to define declination, to write in the dictionary form and to find the basis of nouns, to translate into Latin in the dictionary form).
2. Adjectives of the first and second groups. Comparative degree of adjectives (writes in the dictionary form; to put an adjective in the genitive case; determine declination; translate into Latin in the dictionary form).
3. Uncoordinated and coordinated definitions (translate into Latin in the dictionary form; translate terms by making an agreement).
4. The structure of long anatomical term (translate terms into Latin).
5. Nouns of the masculine gender 3 declensions. The names of the muscles by their function (translate words into Latin in the dictionary form, translate terms).
6. Nouns of the feminine gender 3 declensions (translate words into Latin in the dictionary form, translate terms)
7. Nouns of the neuter gender of 3 declensions (translate words into Latin in the dictionary form, translate terms).
8. Nominative and genitive cases of nouns and adjectives (put in plural nouns and adjectives, to translate terms).
9. The verb. Imperative and subjunctive moods. Standard prescription phrases Indicating orders and instructions (translate into the Latin language prescription phrases).
10. Prepositions. Prescription phrases with prepositions (translate into Latin language prescription phrases with prepositions).
11. Frequency segments in trivial names of medicines (translate into Latin language the names of medicines and explain the pharmaceutical characteristics of a drug).
12. Structure of the pharmaceutical term (translate terms into Latin language).

13. Structure of the receipt (translate receipts into Latin language).
14. Chemical nomenclature in Latin language. The general principles of the names of acids, oxides (translate into Latin language the names of acids and oxides, translate receipts into Latin language).
15. General principles of the name of salts (translate the names of salts into Latin language, translate receipts).
16. Latin and Greek prefixes and suffixes (to translate terms from Latin into English language, to explain the meaning of prefixes and suffixes)
17. Word formations in clinical terminology. Greek-Latin doublet designations of organs, parts of the body, terminological elements, denoting teaching, science, treatment, suffering, illness (to form terms with a given meaning).
18. Word formation. Greek terminological elements, denoting pathological changes in organs and tissues, therapeutic and surgical techniques (to form terms with a given value)
19. Word formation. Greek -Latin doublet designations of tissues, organs, secrets, secretions (to form terms with a given meaning, to understand terms by composition)
20. Word formation. Single terminological elements denoting functional and pathological conditions, processes (to form terms with a given value, to disassemble terms by composition).

Control work "Structure of the anatomical terms"

Test paper "The Plural Number of Nouns and Adjectives"

Test work "The third declension of nouns"

Control work "Structure of the pharmaceutical terms"

Control work "Clinical terminology" (the list of tasks of control works in Appendix 1)

Test (list of test questions in Annex 2)

#### **5.4. List of Assessment Tools**

Written survey

Passing unit

Test

(List of assessment scales for all types of evaluation tools in the annex)

### **6. COURSE (MODULE) METHODOLOGICAL AND INFORMATIONAL SUPPORT**

#### **6.1 Recommended Reading**

#### **6.2 Online Resources**

E1	Latin language	<a href="http://www.e-reading.by/bookreader.php/">http://www.e-reading.by/bookreader.php/</a>
----	----------------	---

#### **6.3. List of Information and Education Technologies**

##### **6.3.1 Competence-based Educational Technologies**

- 6.3.1.1. Traditional educational technologies: practical classes, consultations, focused on the communication of knowledge, passed on to students in finished form.

- 6.3.1.2. Innovative educational technology: lessons in an interactive way, individual and group work, conducting classes in the form of a game, training posts on a topic that form the system of thinking.
- 6.3.1.3. Information and educational technologies: independent use by the student of computer technology and Internet resources for the implementation of practical classes and independent work.

### **6.3.2 List of Information Reference Systems and Software**

- 6.3.2.1 <http://www.twirpx.com/file/63143/>

## **7. COURSE (MODULE) LOGISTICS**

- 7.1. The offices are located in the Alamedin 1 microdistrict, building №. 1,2
- 7.2. Classroom № 2.25 - 18 seats for practical classes, independent work, visual aids – stands, board
- 7.3. Classroom № 2.6 - 20 seats for practical classes, independent work, visual aids – stands, board
- 7.4. Classroom № 2.7 - 16 seats for practical classes, independent work, visual aids – stands, board
- 7.5. Information sources
- 7.6. Chats for each topic.
- 7.7. Posters "Name of oils", "Acids". "Salts", "Latin alphabet". "Sample receipt" and so on.
- 7.8. Method books
- 7.9. Technical training aids:
- 7.10. Computer, printer, map- case

## 8. COURSE (MODULE) PROFICIENCY METHODOICAL GUIDELINES (FOR STUDENT)

(Task card on the discipline in Appendix 4)

It is recommended to organize the time in right order for the studying the discipline as follows. During the preparation for a practical lesson, student should first read the summary with the teacher's explanations. While doing the exercises, student first need to understand what they need to do in the exercise, and then proceed to its implementation.

Work with literature

The theoretical material of the course becomes more understandable when in addition to the summary, the student study books.

After studying the main topic, it is recommended to perform several exercises.

Preparation for the boundary and intermediate control works.

During the preparation process for intermediate control, it is necessary to study the theory: the definitions of all concepts before understanding material, and independently do some exercises.

Independent work of students is organized based on all topics and sections studied.

Independent work is carried out in the form of:

- work on Internet sites in the Latin language.
- work with teaching aids developed by the staff of the department,
- performance of written assignments;
- preparation of tables and posters on the topics studied.

The current control of knowledge is carried out by the teacher during each practical session. Conducting a written survey, the criterion for a positive evaluation is that less than 60% of the tasks are fulfilled.

Boundary control of knowledge is conducted after studying the discipline section and is assessed on a scale of 100 points. The criterion for a positive evaluation is the fulfillment of more than 60% of the assignment.

The final control is carried out in the form of a credit taken with conducting a survey on the levels of "to know", "to be able to" and "to possess". The criterion of positive evaluation is more than 60% of correct answers.

**ATTACHMENT 1**

### **Final Test in Anatomical Terminology**

***1. Translate into Latin in the dictionary form:***

1. wing

8. short

2. head

9. palatine

3. upper jaw

10. lower

4. nervous node
5. left
6. notch
7. oblique

11. horn
12. wing-shaped
13. deep
14. middle

**2. Make up grammatical agreement:**

1. paries, ētis m  
inferior, ius

5. processus, us m  
palatīnus, a, um

2. tubercūlum, i n  
jugulāris, e

6. arteria, ae f  
brevis, e

3. fossa, ae f  
pterygoidēus, a, um

7. ganglion, i n  
thoracīcus, a, um

4. sulcus, i m  
transversus, a, um

8. os, ossis n  
palatīnus, a, um

**3. Make up grammatical agreement of following adjectives with nouns and put endings:**

1. forāmen ethmoidāl... anter... (anterior ethmoidal opening);
2. spīna tympanīc... min... (small tympanic spine);
3. processus articulār... inferi... (lower articular process);
4. plexus hypogastrīc.. superi... (superior hypogastric network);
5. ligamentum longitudināl... anteri... (anterior longitudinal ligament).

**4. Translate into English:**

1. skeleton membri inferioris
2. nervus meatus acustici externi
3. facies alae majoris
4. incisura jugularis sterni
5. vena cerebri interna
6. facies externa aspera

**5. Translate into Latin:**

1. bony partition of nose
2. dorsal nerve of scapula
3. lateral angle of eye
4. superior articular process of vertebra
5. process of inferior nasal concha

**6. Translate into Latin in the dictionary form:**

- |              |                  |
|--------------|------------------|
| 1. eyelid    | 8. brain         |
| 2. angle     | 9. small tongue  |
| 3. tube      | 10. collarbone   |
| 4. opening   | 11. gum          |
| 5. bone      | 12. wedge-shaped |
| 6. zygomatic | 13. hard, solid  |
| 7. temporal  | 14. coccygeal    |

**7. Make up grammatical agreement:**

1. fascia, ae f  
cervicalis, e

5. cornu, us n  
sacralis, e

2. os, ossis n  
jugulāris, e

6. ganglion, i n  
inferior, ius

3. ramus, i m  
longus, a, um

7. sinus, us m  
sinister, tra, trum

4. facies, ei f  
externus, a, um

8. vena, ae, f  
profundus, a, um

**8. Make up grammatical agreement of following adjectives with nouns and put endings:**

1. tubercūlum thy(r)oidē... superi... (superior thyroid tubercle);
2. fissūra orbitāl... inferi... (lower orbital fissure);
3. linea glutē... anteri... (anterior gluteal line);
4. forāmen ischiadic... min... (small ischiadic opening);
5. sulcus palatin... min... (small palatine furrow);

**9. Translate into English:**

1. arteria occipitalis major

2. vena cervicalis profunda
3. fossa arteriae occipitalis
4. angulus oculi lateralis
5. cornu majus et minus
6. facies inferior cerebri

**10. Translate into Latin:**

1. rough external surface
2. deep artery of tongue
3. temporal surface of large wing
4. zygomatic process of frontal bone
5. superior head of lateral pterygoid muscle

## **LATIN THIRD DECLENSION NOUNS**

**1. Write the genders of the third declension nouns:**

1. os, oris...
2. flos, floris ...
3. rete, is ...
4. mater, tris ...
5. cor, cordis ...
6. pyramis, idis...
7. radix, icis ...
8. stapes, edis ...

**2. Translate the words into Latin in the dictionary form:**

1. ear

2. skin
3. liver
4. cheek-bone
5. kidney
6. powder
7. vessel
8. blood
9. leg
10. system

**3. Translate the terms into Latin:**

1. articular network of knee
2. elevator muscle of superior eyelid
3. superior head of pterygoid muscle
4. incisor tooth
5. canal of stony nerve

**4. Write the genders of the third declension nouns:**

1. os, ossis...
2. dens, dentis ...
3. auris, is ...
4. gaster, tris ...
5. abdomen, inis ...
6. thorax, acis...
7. trochanter, eris ...
8. pubes, is ...

**5. Translate the words into Latin in the dictionary form:**

1. spleen
2. cavity
3. tuberosity
4. tooth
5. cartilage

6. joint
7. wall
8. pharynx
9. cortex
10. lung

**6. Translate the terms into Latin:**

1. right lateral region
2. superior edge (margin) of stony part
3. depressor muscle of upper lip
4. cuspid tooth
5. large palatal canal

## **NOMINATIVE AND GENITIVE PLURAL OF NOUNS AND ADJECTIVES**

**1. Make up the Genitive singular and the Nominative and the Genitive plural forms:**

1. ala major
2. lobus occipitālis
3. membrum inferius
4. muscūlus zygomaticus
5. concha nasālis
6. forāmen ethmoidāle

**2. Determine the dictionary form of each word:**

alveōli dentāles (dental alveoli), spatia interglobularia (interglobular spaces), valvūlae venōsae (venous valvulae), nomīna anatomīca (anatomical names), juga alveolaria (alveolar eminences), venae intercostāles anteriōres (anterior intercostal venae), labia oris (lips of mouth), canalicūli dentāles (dental small canales), facies articulāres (articular surfaces), ductus sublinguāles minōres (minor sublingual ducts), vasa sinusoidēa liēnis (sinusoid vessels of spleen), crura ossea (bony crura), arteriae ciliāres posteriōres longae (long posterior ciliary arteries).

**3. Translate into Latin. Make up Nominative plural forms:**

carotic (tuber, sulcus, canal), lymphatic (vessel, node, valve), incisive (canal, opening, fossa), articular (cavity, process, cartilage), nasal (concha, bone, opening), anterior (margin, surface, septum), palatine (tonsil, process), jugular (tubercle, incisure (slit), process), wing-shaped (canal, process, fossa), ethmoidal (crest, bone, foramen), occipital (region, lobe, opening), mammiform (process, incisure, opening), lower (wall, fissure, arch), transverse (process, lobe, ligament, artery), posterior (horn, nucleus, surface).

**4. Determine the case, number and part of speech of each word in the terms:**

- |  |                                      |
|--|--------------------------------------|
| 1) venae rectāles inferiōres           | 9) ductus sublinguāles minōres       |
| 2) incisūrae cartilagīnis              | 10) partes orbitāles ossis frontālis |
| 3) meātus acustīci                     | 11) vasa sanguinea refīnae           |
| 4) rami cardiāci cervicāles inferiōres | 12) nomīna anatomīca                 |
| 5) regiōnes membri inferiōris          | 13) plexus venōsi vertebāles interni |
| 6) sutūrae cranii                      | 14) arteriae ciliāres posteriōres    |
| 7) radīces spināles                    | 15) spatium intercostāle             |
| 8) canāles palatīni minōres            |                                      |

**5. Make up Nominative plural of following nouns:**

ala, ae f	margo, ĩnis m	paries, ētis m
arteria, ae f	forāmen, ĩnis n	fundus, i m
digītus, i m	os, ossis n	arcus, us m
septum, i n	ductus, us m	facies, ēi f
alveōlus, i m	cornu, us n	
ligamentum, i n	sinus, us m	

**6. Form Nominative plural of the following terms:**

- 1) processus ciliāris
- 2) arteria gastrīca brevis
- 3) nodus lymphatīcus lumbālis
- 4) glandūla linguālis
- 5) ganglion thoracīcum
- 6) vena nasālis externa

**7. Determine the declension of each word, give the dictionary form:**

capsulārum	faciērum
angulōrum	digitōrum
arteriārum	plexuum
foramīnum	cavōrum
ligamentōrum	gingivārum
arcuum	processuum
canalium	palpebrārum
tendīnum	cingulōrum

**8. Translate into Latin. Give the dictionary form of each noun, make up Genitive plural:**

incisura	trunk
valve	node
duct	shoulder blade
back	tubercle
canal	eye
horn	layer
neck	muscle
palate	

**9. Make up the Genitive plural forms of the following adjectives:**

- |                      |                        |
|----------------------|------------------------|
| 1) dexter, tra, trum | 7) articulāris, e      |
| 2) inferior, ius     | 8) mucōsus, a, um      |
| 3) laterālis, e      | 9) thoracīcus, a, um   |
| 4) internus, a, um   | 10) temporālis, e      |
| 5) commūnis, e       | 11) superior, ius      |
| 6) latus, a, um      | 12) longissīmus, a, um |

**10. Make up the Genitive plural forms:**

1. vas lymphaticum superficiāle;
2. nervus craniālis;
3. vena pulmonālis;
4. cornu minus;
5. processus transversus;
6. concha nasālis;
7. valvūla semilunāris.

## **Final Test in Pharmaceutical Terminology**

**1. Translate from English into Latin:**

1. tablets of baralgin, 2. liniment of streptocid, 3. ophthalmic ointment of dibiomycin, 4. solution of glucose, 5. tincture of valerian root, 6. extract of buckthorn, 7. tincture of oak root, 8. emulsion of castor oil 9. liquid ammonia 10. leaf of common plantain

**2. Find component elements carrying information about pharmaceutical characteristics of the drug names, give their meaning:**

1. Benzonalum, 2. Dipheninum, 3. Normotensum, 4. Pyrimethaninum, 5. Streptocidum, 6. Sulfalenum, 7. Penicillaminum, 8. Erythromycinum, 9. Sulfathiazolum, 10. Sulfamethoxazolum, 11. Vancomycinum, 12. Diphenhydraminum, 13. Panadolium.



4) Take: Ichthyol 1,25  
Zinc oxide  
Wheat starch of each 12,5  
Vaseline up to 50,0  
Mix to make a paste  
Give.  
Write on a label:

5) Take: Iodine 0,03  
Iodide potassium 1,3  
Glycerin 30,0  
Peppermint oil III drops  
Mix. Give.  
Write on a label:

**6. Translate from English into Latin:**

1. solution of novocain, 2. tablets of octoestrol, 3. flowers of matricary, 4. decoction of oak cortex, 5. fluid extract of hawthorn, 6. tincture of valerian, 7. tincture of motherwort, 8. tablets of theophyllin, 9. oil of peppermint 10. eucalyptus leaves tincture.

**7. Find component elements carrying information about pharmaceutical characteristics of the drug names, give their meaning:**

1. Benzobarbitalum, 2. Methindionum, 3. Mycoseptinum, 4. Novosedum, 5. Procainum 6. Sterotestum 7. Penicillinum, 8. Erythromycinum, 9. Oestradiolum, 10. Androfortum, 11. Tetracyclinum, 12. Apressinum, 13. Corticotropinum.

**8. Translate from English into Latin:**

1. hydrosulfuric acid; 2. nicotinic acid in tablets; 3. acetylsalicylic acid in tablets, 4. diluted solution of hydrogen peroxide; 5. phosphoric acid; 6. magnesium peroxide; 7. calcium hydroxide.

**9. Translate from English into Latin:**

1. sodium hydrocitrate for injections, 2. basic bismuth nitrate with belladonna extract, 3. solution of mercury cyanide, 4. solution of sulfacyl-sodium in ampoules, 5. solution of thiamin bromide, 6. aloe syrup with iron.

**10. Translate the following prescriptions from English into Latin:**

1) Take:           Liquid hawthorn extract 25 ml

Let it be given.

Let it be labeled:

2) Take:           Anaesthesin 2,5

Talc 15,0

Vaseline up to 50,0

Mix to make a liniment

Give.

Write on a label:

3) Take:           Magnesium carbonate 4,0

Potassium carbonate 5,0

Sodium hydrocarbonate 1,0

Glycerin in sufficient amount

Mix to make a paste

Give.

Write on a label:

4) Take: Acetylsalicylic acid

Phenacetin of each 0,25

Caffeine 0,05

Give of such doses number 12 in a tablet form

Write on a label:

5) Take: Tincture of althea root 180 ml

Sodium hydrocarbonate

Sodium benzoate of each 5,0

Simple syrup 20,0

Mix. Give.

Write on a label:

## **Final Test in Clinical Terminology**

### ***1. Explain the meanings of the following terms:***

1. spondyloarthritis
2. stomatoscopia
3. adenocytus
4. hysterectomy
5. aphagia
6. neurorrhaphia
7. gastroduodenostomia
8. cholecystotomy

9. haemarthrosis

10. erythropenia

**2. Give the Latin spelling of the terms; explain their meaning:**

1. arthropathy; 2. toxicology; 3. panhysterectomy; 4. leucogram; 5. dysphagia; 6. myalgia; 7. psychiatrist; 8. encephalogram; 9. orthopedics; 10. rhinoscopy

**3. Build up clinical terms with the given roots and suffixes, explain their meaning:**

- phleb(o)- (-gramma; -graphia; -itis; -tomia; -ectomy; -rrhaphia);

**4. Form the Greek & Latin clinical terms according to the following meanings:**

1. fixation of small intestine
2. uterine bleeding
3. removal of nerve
4. cutting of lung
5. tumour of spleen
6. physician who treats children
7. developing from tooth
8. internal examination of ear
9. toothache (pain)
10. any disease of joints

**5. Translate the following prescriptions from English into Latin:**

1) Take: Salicylic acid 5,0

Zinc oxide 0,5

Talc 50,0

Mix to make a powder

Let it be given

Let it be labeled:

2) Take: Yellow mercury oxide 0,6

Ichthyol 0,80

Ointment of zinc 20,0

Mix to make an ointment

Let it be given

Let it be labeled:

3) Take: Anaesthesin

Xeroform

Talc of each 10,0

Mix to make a powder

Give

Write on a label:

4) Take: Tablets of tetracycline hydrochloride 0,1 number 30

Give

Write on a label:

5) Take: Analgin

Amidopyrin

Phenacetin of each 0,2

Coffeine sodium benzoate 0,02

Codeine phosphate 0,015

Give of such doses number 10 in a tablet form

Write on a label:

**6. Explain the meanings of the following terms:**

1. pyuria
2. hydrophobia
3. anaesthesiologia
4. myopathia
5. phlebitis
6. ophthalmoplegia
7. cardiologia
8. chondrodystrophia
9. angioma
10. hyperglykaemia

**7. Give the Latin spelling of the terms; explain their meaning:**

1. gastrectomy; 2. aphonia; 3. dermatology; 4. spondylopathy 5. neurotomy 6. rhinoscopy; 7. toxicology 8. cheilorrhaphy; 9. myelography; 10. histology.

**8. Build up clinical terms with the given roots and suffixes, explain their meaning:**

- rhin(o)- (-scopia; -rrhagia; -rrhoea; -pathia; -itis; -algia).

**9. Form the Greek & Latin clinical terms according to the following meanings:**

1. fixation of the vagina;
2. tumour of the kidney;
3. inflammation of the surrounding heart tissue;
4. removal of the cornea;
5. X-ray examination of veins;
6. disease of the vessel;
7. loss of the voice;
8. large tongue;
9. study of tuberculosis;
10. monophobia

***10. Translate the following prescriptions from English into Latin:***

1) Take: Chloroform  
Ethyl alcohol 95% - 20 ml  
Ethyl ether 10 ml  
Liquid ammonia 5 drops  
Mix  
Give  
Write on a label:

2) Take: Clear sulfur  
Magnesium oxide

Sacchar of each 10,0

Mix to make a powder

Give

Write on a label:

3) Take: Ichthyol 1,25

Zinc oxide

Wheat starch of each 12,5

Vaseline up to 50,0

Mix to make a paste

Give

Write on a label:

4) Take: Suspension of hydrocortisone acetate 2,5% - 2 ml

Give of such doses number 5

Write on a label:

5) Take Dimedrol 0,01

Ephedrin hydrochloride 0,1

Peach oil 10 ml

Mint oil I drop

Mix

Give

Write on a label:

**ATTACHMENT 2**

**Final Test**

1. Choose a column where all words pronounced with “C” as [k]:

- |    |           |    |          |    |          |
|----|-----------|----|----------|----|----------|
| a) | caput     | b) | caecus   | c) | cavum    |
|    | truncus   |    | biceps   |    | sacralis |
|    | cruciatus |    | cerebrum |    | skeleton |
|    | collum    |    | acutus   |    | occiput  |
|    | sic       |    | cranium  |    | sulcus   |

2. Choose a column where all words pronounced with “C” as [ts ]:

- |    |          |    |          |    |          |
|----|----------|----|----------|----|----------|
| a) | cochlea  | b) | medicina | c) | cancer   |
|    | cerebrum |    | facies   |    | collum   |
|    | secundus |    | caecus   |    | cellula  |
|    | occiput  |    | skeleton |    | coccyx   |
|    | centum   |    | coelia   |    | vaccinum |

3. Choose a column where all words pronounced with “S” as [z]:

- |    |        |    |            |    |           |
|----|--------|----|------------|----|-----------|
| a) | sulcus | b) | tussis     | c) | plasma    |
|    | vesica |    | usus       |    | basis     |
|    | mensis |    | sirupus    |    | fibrosus  |
|    | ulcus  |    | conservare |    | extensio  |
|    | vas    |    | dosis      |    | vaselinum |

4. Choose a column where all words pronounced with “S” as [s]:

a) fossa	b) cruciatus	c) solutio
septum	impressio	ductus
pars	chiasma	oesophagus
fissura	iliacus	incisivus
sacralis	platysma	sinus

5. Choose words where letter combination "ngu" is pronounced as [ngv]:

1) inguinalis, 2) lingula, 3) unguentum, 4) angulus, 5) sublingualis, 6) sanguis, 7) unguis.

6. Choose words where letter combination "ti" is pronounced as [tsi]:

1) solutio, 2) auscultatio, 3) tibia, 4) ostium, 5) tinctura, 6) distantia, 7) interstitialis.

7. Choose words where letter combination "ti" is pronounced as [ti]:

1) colitis, 2) functio, 3) intestinum, 4) eminentia, 5) articulatio, 6) ostium, 7) ratio, 8) combustio, 9) continere, 10) mixtio.

8. Choose words where letter combination “su” is pronounced as [soo]:

1) consuetudo, 2) suus, 3) suavis, 4) sulcus, 5) consumere, 6) insufficientia, 7) sutura, 8) suillus, 9) suprarenalis, 10) substantia.

9. Choose a column where all words pronounced with “C” as [k]:

a. civis	b. carcer	c. arcus	d. columna
scelus	cras	collum	cancer
occiput	dic	facies	columna
cyclus	concordia	ductus	coelia

10. Choose a column where all words pronounced with “C” as [ts ]:

- |              |            |           |            |
|--------------|------------|-----------|------------|
| a. cruciatus | b. truncus | c. cyclus | d. columna |
| iliacus      | sulcus     | scelus    | cancer     |
| occiput      | facies     | coelia    | facies     |
| caelum       | cancer     | carcer    | caput      |

11. Choose a column where all words pronounced with “S” as [z]:

- |           |          |          |           |
|-----------|----------|----------|-----------|
| a. mensis | b. basis | c. ulcus | d. vesica |
| chiasma   | plasma   | vas      | vasa      |
| insula    | os       | semen    | sinus     |
| causa     | ossa     | usus     | solution  |

12. Choose a column where all words pronounced with “S” as [s]:

- |           |           |          |           |
|-----------|-----------|----------|-----------|
| a. stella | b. ostium | c. auris | d. ductus |
| pars      | mensis    | cutis    | febris    |
| testis    | socialis  | mensis   | incisivus |
| jussus    | platysma  | plasma   | chiasma   |

13. Choose words where letter combination "ti" is pronounced as [tsi]:

- a. mixtio
- b. Attius
- c. tibia
- d. ratio

14. Choose a column where all words pronounced with “C” as [k]:

- |          |          |          |            |
|----------|----------|----------|------------|
| a. caput | b caecus | c. arcus | d. columna |
|----------|----------|----------|------------|

truncus	cras	collum	sacralis
occiput	dic	facies	lac
collum	concordia	ductus	coelia

15. Choose a column where all words pronounced with “C” as [ts ]:

a. cruciatus	b. caecus	c. cyclus	d. scelus
iliacus	carcer	scelus	cancer
occiput	facies	coelia	species
caelum	cancer	collum	Caesar

16 . Choose a column where all words pronounced with “S” as [z]:

a. pars	b. basis	c. rosa	d. vesica
ulcus	plasma	usus	vasa
insula	os	vasa	sinus
causa	ossa	dosis	solutio

17. Choose a column where all words pronounced with “S” as [s]:

a. professor	b. ostium	c. auris	d. ductus
sinus	mensis	cutis	febris
testis	socialis	stella	incisivus
jussus	platysma	sulcus	chiasma

18. Choose words where letter combination "ti" is pronounced as [tsi]:

- a. digestio
- b. eminentia
- c. combustio
- d.. mixtio

**19.** Choose words where letter combination is pronounced as [h]:

- a) thorax
- b) rhaps
- c) phalanx
- d) charta

**20.** Choose words where letter combination is pronounced as [eu]:

- a) chiasma
- b) oedema
- c) pleura
- d) auris

**21.** Choose the monophthong:

- a) costae
- b) Aurura
- c) neuter
- d) aurum

**22.** Choose the diagraph:

- a) diploe
- b) diaeta
- c) aegrotus
- d) oesophagus

**23.** Choose words where letter combination "su" is pronounced as [su]:

- a) consuetudo
- b) suavis
- c) substantia

d) sutura

**24.** To choose the nouns of 1<sup>st</sup> **declination** of feminine:

nervus, facies, costa, genu, vertebra, scapula, arcus, mandibula, encephalon.

**25. To choose the nouns of 2<sup>nd</sup> and 4<sup>th</sup> declinations of masculine.:**

musculus (i), processus (us), cornu, ala, ductus (us), cerebrum, humerus (i), species, sulcus (i).

**26.** To choose the nouns of 2<sup>nd</sup> **and** 4<sup>th</sup> declinations of neutral :

dies, genu, cavum, cranium, pars, tuberculum, sinus, sternum.

**27. Knowing declination, finish writing completion of Gen.Sing.:**

<b>Nom.</b>	<b>Gen.</b>	<b>declension</b>
angulus	angul....	II
lamina	lamin....	I
abdomen	abdomin..	III
fossa	foss.....	I
truncus	trunc....	II
genu	gen.....	IV
os	oss.....	III
facies	faci.....	V
hiatus	hiat.....	IV
sinus	sin.....	IV

**28.** Attention! Errors!

a) digitus (n); sutura (m); cornu (f); species (f); mesencephalon (m); tuberculum (f); musculus (m); vena (n); cavum (n).

b) osteon, i n (III); magister, tri m (V); lobus, i m (I); dorsum, i n (IV); processus, us m (III); species, ei f (II); caput,itis n (IV); pars, partis f (III).

c) sternum, ae n (II); fovea, ei f (I); gyrus, us m (II); dies, is m (V); nervus, is m (II); costa, us f (I); processus, i m (IV); enteron, ae n (II); genu, i n (IV).

**29. Attention! Errors!**

lacrimalis ( n ), antierius ( m ), coccygeus (n), spinosa (n), profundum (m), superior ( n ), minus (m), orbitale ( f ), sinister ( f ), costalis (m), major (n).

**30. Find the adjectives of I group:**

palatinus, brevis, costalis, major, transversus, inferius, minor, vera, mastoideum, alare.

**31. Find the adjectives of 1 group masculine:**

vertebralis, media, venosus, jugulare, spongiosus, antierius, medianus, externum.

**32. Find the adjectives of 1 group feminine:**

asper, profunda, internum, articularis, sacrale, posterior, acustica, libera.

**33. Find the adjectives of 1 group neuter:**

opticum, mediana, inferius, squamosum, sinister, fibularis, asperum, dorsale.

**34. Find the adjectives of II group:**

coccygeus, posterior, sphenoidalis, ovale, temporalis, minus, parietale, rotundum.

**35. Find the adjectives of II group neuter:**

vaginalis, cervicale, major, ossea, ethmoidale, compactum, nasale, anterius.

**36.** Find the adjectives of II group masculine and feminine:

sinister, frontalis, lacrimalis, proprium, cervicale, palatinus, orbitalis, longa.

**37.** Find the adjectives of comparative degree:

cranialis, osseus, superior, brevis, albius, petrosa, minor, laterale, latior, anterior.

**38.** Make up grammatical agreement of the following adjectives with the given nouns:

palatal \_\_\_\_\_  
costal \_\_\_\_\_ surface  
above \_\_\_\_\_

palatinus (m) \_\_\_\_\_  
palatina (f) \_\_\_\_\_ facies, ei f \_\_\_\_\_ Facies palatina  
palatinum (n) \_\_\_\_\_

**39.** \_\_\_\_\_  
costalis (m) \_\_\_\_\_  
costalis (f) \_\_\_\_\_ facies, ei f \_\_\_\_\_ Facies costalis  
costale (n) \_\_\_\_\_

**40.** \_\_\_\_\_  
superior (m) \_\_\_\_\_  
superior (f) \_\_\_\_\_ facies, ei f \_\_\_\_\_ Facies superior  
\_\_\_\_\_

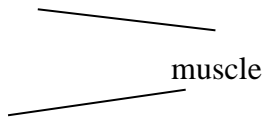
superius (n)

**41.**

zygomatic

occipital

large

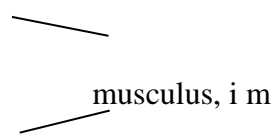


**42.**

zygomaticus (m)

zygomatica (f)

zygomaticum (n)



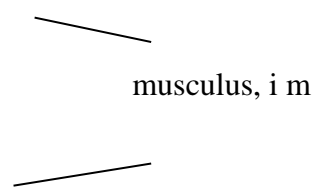
**43.**

Musculus zygomaticus

occipitalis (m)

occipitalis (f)

occipitale (n)



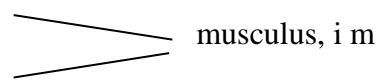
Musculus occipitalis

**44.**

major (m)

major (f)

majus (n)



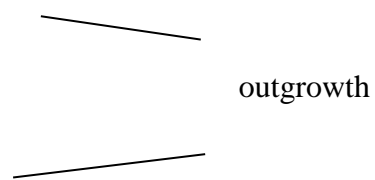
Musculus major

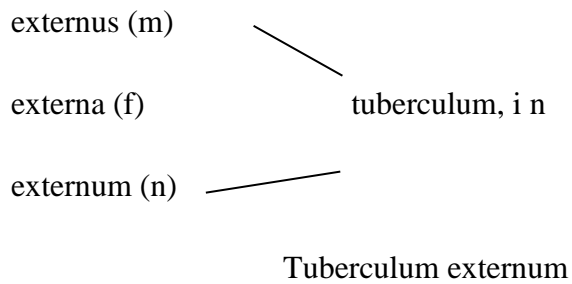
**45.**

external

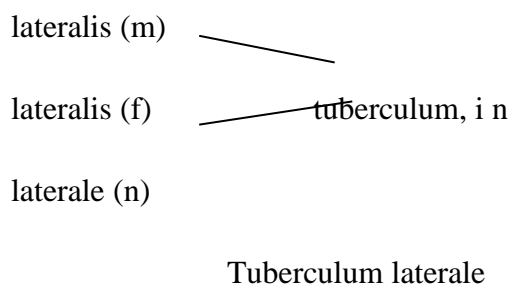
lateral

small

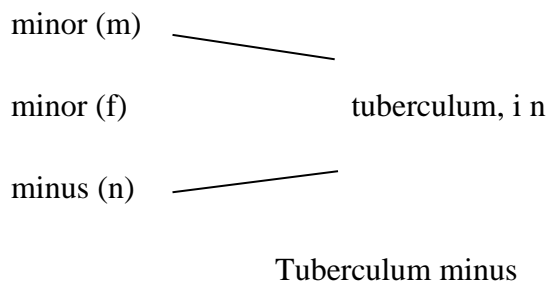




**46.**



**47.**



**48. Choose suitable ending of adjectives for these nouns:**

1. brachium, i n ( sinister, tra, trum )
1. processus, us m ( posterior, ius )
2. facies, ei f ( dorsalis, e )
3. cornu, us n ( major, jus )
4. nervus, i m ( transversus, a, um )
5. vena, ae f ( gastricus, a, um )
6. recessus, us m ( lateralis, e )
7. incisura, ae f ( anterior, ius )

8. ligamentum, i n ( longitudinalis, e )

9. ganglion, i n ( thoracicus, a, um )

**Choose correct combinations:**

**49.**

fascia, ae f

a) fascia cervicale

cervicalis, e

b) fascia cervicalis

**50.**

os, ossis n

a) os longa

longus, a, um

b) os longum

**51.**

ramus, i m

a) ramus superior

superior, ius

b) ramus superius

**52.**

facies, ei f

a) facies externum

externus, a, um

b) facies externa

**53.**

cornu, us n

a) cornu sacrale

sacralis, e

b) cornu sacralis

**54.**

ganglion, i n

a) ganglion inferior

inferior, ius

b) ganglion inferius

**55.**

sinus, us m

a) sinus sinistrum

sinister, tra, trum

b) sinus sinister

**56.**

vena, ae, f                      a) vena profunda

profundus,a,um                b) vena profundus

**57.**

processus, us m                a) processus articulare

articularis e                    b) processus articularis

**58.**

fossa, ae f                      a) fossa superius

superior, ius                    b) fossa superior

**59.** scapula, ae f                a) scapula dextra

dexter,tra,trum                b) scapula dexter

**60.** musculus, i m                a) musculus longum

longus, a, um                    b) musculus longus

**61.** ligamentum, i n            a) ligamentum transversum

transversus, a, um              b) ligamentum transversa

**62.** foramen, inis n            a) foramen jugularis

jugularis, e                      b) foramen jugulare

**63.** crista, ae f                    a) crista laterale

lateralis, e                        b) crista lateralis



	tubercŭlum, i n	
71.	muscŭlus, i m fossa, ae f	pterygoidĕus, a um
72.	arcus, us m os, ossis n	zygomatĭcus, a, um
73.	facies, ĕi f ganglion, i n	internus, a, um

**Choose correct combinations:**

74. fascia, ae f  
cervicalis, e
- a) fascia cervicale  
b) fascia cervicalis
75. os, ossis n  
longus, a, um
- a) os longa  
b) os longum
76. ramus, i m  
superior, ius
- a) ramus superior  
b) ramus superius
77. facies, ei f  
externus, a, um
- a) facies externum  
b) facies externa
78. cornu, us n  
sacralis, e
- a) cornu sacrale  
b) cornu sacralis

79. ganglion, i n                      a) ganglion inferior  
inferior, ius                              b) ganglion inferius
80. sinus, us m                        a) sinus sinistrum  
sinister,tra,trum                        b) sinus sinister
81. vena, ae, f                         a) vena profunda  
profundus,a,um                         b) vena profundus
82. processus, us m                    a) processus articulare  
articularis e                              b) processus articularis
83. fossa, ae f                         a) fossa superius  
superior, ius                              b) fossa superior
84. scapula, ae f                        a) scapula dextra  
dexter,tra,trum                         b) scapula dexter
85. musculus, i m                       a) musculus longum  
longus, a, um                             b) musculus longus
86. ligamentum, i n                    a) ligamentum transversum  
transversus, a, um                      b) ligamentum transversa

87. foramen, inis n                      a) foramen jugularis  
jugularis, e                                b) foramen jugulare
88. crista, ae f                            a) crista laterale  
lateralis, e                                b) crista lateralis
89. canalis, is m                         a) canalis vertebrale  
vertebralis, e                            b) canalis vertebralis
90. facies, ei f                            a) facies articulare  
articularis, e                            b) facies articularis

***Make up grammatical agreement and put the terms into Genitive singular:***

91. paries, ētis m  
inferior, ius

92. tuberculum, i n  
jugulāris, e

93. fossa, ae f

pterygoideus, a, um

94. Find in the drug names component elements carrying information about pharmaceutical characteristics “containing benzol”:

- |                     |                 |
|---------------------|-----------------|
| 1. Erythromycinum   | 4. Benzonalum   |
| 2. Pyocidum         | 5. Chloraminum  |
| 3. Thiophosphamidum | 6. Sarcolysinum |

95. Choose all words pronounced with “C” as [ts ]:

- a) plicae
- b) auricula
- c) chiasma
- d) cellula
- e) calyx

96. Choose a noun:

- a) medulla
- b) membranaceus
- c) triquetrum
- d) contortus
- e) palatinus

97. Choose a noun of masculine:

- a) crus, cruris
- b) humerus,i
- c) tempus, oris
- d) tractus,us
- e) glomus, eris
- f)

98. Make up grammatical agreement of the following adjectives with the given nouns:

- a) cornu inferi... A/.-or
- b) lobus superi... B/.-us
- c) facies anteri...
- d) foramen min...
- e) fissura superi...

99. Find component elements carrying information about pharmaceutical characteristics, give their meaning “containing chlorine”::

–cyclin-

–myco-

–chlor-

–mycin-

100. Find component elements carrying information about pharmaceutical characteristics, give their meaning “cholagogic, bile-expelling”:

a) Nitrofunginum

b) Testosteronum

c) Prochodolum

d) Cholagonum

101. Fixation of the vagina -

a) pathomorphosis

b) pathogenesis

c) colpopexia

d) pathologia

e) logopathia

102. Study of tumours -

a) tumor, oris m

b) oncologia

c) oncologus

d) coma, atis n

e) blastoma, atis n

103. Internal examination of ear -

a) osteoma

b) otoscopia

c) osteochondrosis

d) otitis

e) osteomalacia

**Choose correct combinations:**

**104.**

fascia, ae f

a) fascia cervicale

cervicalis, e

b) fascia cervicalis

**105.**

os, ossis n a) os longa

longus, a, um b) os longum

**106.**

ramus, i m a) ramus superior

superior, ius b) ramus superius

**107.**

facies, ei f a) facies externum

externus, a, um b) facies externa

**108.**

cornu, us n a) cornu sacrale

sacralis, e b) cornu sacralis

**109.**

ganglion, i n a) ganglion inferior

inferior, ius b) ganglion inferius

**110.**

sinus, us m a) sinus sinistrum

sinister, tra, trum b) sinus sinister

**111.**

vena, ae, f a) vena profunda

profundus, a, um b) vena profundus

**112.**

processus, us m a) processus articulare

articularis e b) processus articularis

**113.**

fossa, ae f                      a) fossa superius  
superior, ius                    b) fossa superior

**114.** scapula, ae f              a) scapula dextra  
dexter,tra,trum                b) scapula dexter

**115.** musculus, i m            a) musculus longum  
longus, a, um                  b) musculus longus

**116.** ligamentum, i n         a) ligamentum transversum  
transversus, a, um              b) ligamentum transversa

**117.** foramen, inis n         a) foramen jugularis  
jugularis, e                      b) foramen jugulare

**118.** crista, ae f                a) crista laterale  
lateralis, e                        b) crista lateralis

**119.** canalis, is m             a) canalis vertebrale  
vertebralis, e                    b) canalis vertebralis

**120.** facies, ei f                a) facies articulare  
articularis, e                    b) facies articularis



ganglion, i n

**Choose correct combinations:**

129. fascia, ae f                      a) fascia cervicale  
cervicalis, e                      b) fascia cervicalis
130. os, ossis n                      a) os longa  
longus, a, um                      b) os longum
131. ramus, i m                      a) ramus superior  
superior, ius                      b) ramus superius
132. facies, ei f                      a) facies externum  
externus, a, um                      b) facies externa
133. cornu, us n                      a) cornu sacrale  
sacralis, e                      b) cornu sacralis
134. ganglion, i n                      a) ganglion inferior  
inferior, ius                      b) ganglion inferius
135. sinus, us m                      a) sinus sinistrum  
sinister, tra, trum                      b) sinus sinister

136. vena, ae, f  
profundus, a, um
- a) vena profunda  
b) vena profundus
137. processus, us m  
articularis e
- a) processus articulare  
b) processus articularis
138. fossa, ae, f  
superior, ius
- a) fossa superius  
b) fossa superior
139. scapula, ae, f  
dexter, tra, trum
- a) scapula dextra  
b) scapula dexter
140. musculus, i m  
longus, a, um
- a) musculus longum  
b) musculus longus
141. ligamentum, i n  
transversus, a, um
- a) ligamentum transversum  
b) ligamentum transversa
142. foramen, inis n  
jugularis, e
- a) foramen jugularis  
b) foramen jugulare
143. crista, ae, f  
lateralis, e
- a) crista laterale  
b) crista lateralis

144. canalis, is m                    a) canalis vertebrale  
vertebralis, e                    b) canalis vertebralis

145. facies, ei f                    a) facies articulare  
articularis, e                    b) facies articularis

146. Internal examination of nose -

- a) osteoma
- b) otoscopia
- c) osteochondrosis
- d) otitis
- e) rhinoscopia

147. Internal examination of ear -

- a) osteoma
- b) ophthalmoscopia
- c) osteochondrosis
- d) otitis
- e) rhinoscopia

148. Cystectomy -

- a) cystoma
- b) cystscopia
- c) cystectomy
- d) otitis
- e) rhinoscopia

149. Removal of stomach -

- a) gastritis
- b) gastroscopia
- c) gastectomy
- d) otitis
- e) rhinoscopia

150. Disease of small intestine -

- a) enteritis
- b) enteroptosis
- c) enteropathia
- d) enteropexia
- e) enteroscopia

## **ATTACHMENT 3**

### **EXAMINATION GRADING SCALE (Midterm Examination)**

85-100%

- deep and strong acquisition of material of the theme: “Structure of the anatomic term” “Plural of Nouns and Adjectives”, ‘Third declension of Nouns”, “Structure of the Pharmaceutical Term”, “Clinical terminology’.
- reproduction of learning material on module themes with required high accuracy level.

70-84%

- existence of insignificant mistakes in module material presentation;
- demonstration to students of knowledge in volume of the learned program;
- accurate presentation of learning material.

60-69%

- existence of essential mistakes in answers on a module theme;
- demonstration to the students of insufficient knowledge of the learned program;
- inaccurate presentation of learning material at the answer.

less than 59%

- lack of the theme material knowledge;
- serious mistakes at the answer.

### **MULTIPLE-CHOICE TEST GRADING SCALE (formative assessment)**

1. There are 50 closed-ended questions in one task.
2. Optional ready answers are given to each task, one is correct and others are wrong.
3. A student needs to remember: the correct answer has to be in each task with choice of one correct answer.
4. 2 points are given for each correct answer.
5. Total assessment score is defined as a sum of the gained points.
6. Grade is made in %.

**WRITTEN ASSIGNMENT GRADING SCALE (Formative Assessment– “TO KNOW”, “TO BE ABLE”, “TO HAVE”)**

At assessment of written responses for checking of a proficiency level the following criteria are considered:

1. Knowledge of the medical terminology;
2. Knowledge of the word order, appropriate endings, dictionary form of nouns and adjectives;
3. Knowledge of lexicon within the studied subject;
4. Knowledge of prefixes, suffixes, terminolement in clinical terminology.

5-point grade estimates full and competent answer which shows firm knowledge of the subject.  
 4-point grade estimates an answer finding firm knowledge. However, 1-2 mistakes are allowed.  
 3-point grade estimates an answer confirming generally knowledge of the subject but there is a significant amount of mistakes (more than 2-3).  
 2-point grade estimates an answer in which a student shows partial or small understanding of the subject. Many task requirements aren't met.  
 0-point grade estimates an answer at which a student shows misunderstanding of a problem, or there is no an answer.

#### ATTACHMENT 4

#### Subject Flow Sheet

#### Latin (General Medicine) I semester

	<b>Control</b>	<b>Form of Control</b>	<b>Credit minimum</b>	<b>Credit maximum</b>	<b>schedule (semester)</b>
<b>Module 1</b>					
<b>Section 1.</b> Anatomic-histological terminology. Noun. Declension features. Gender identification. Dictionary form. Anatomic term construction models.	Formative assessment	Activity; attendance; current academic performance; general questioning of lexicon; written control by cards.	5	10	10
	Midterm Examination	Examination No. 1 on the theme: "Structure of an anatomic term".	15	25	
<b>Module 2</b>					
<b>Pharmaceutical terminology and Receipt.</b> Introduction to pharmaceutical terminology. General concept on pharmaceutical terminology. Nomenclature of medicines and its components. Trivial name of medicines. Structure of composition. Chemical	Formative assessment	Activity; attendance; current academic performance; general questioning of lexicon; written control by cards.	5	10	17
	Midterm Examination	Examination No. 2 on the theme: "Pharmaceutical terminology and Receipt"	15	25	

nomenclature in Latin. Latin names of acids, salts, oxides. The most important universally accepted abbreviations.				
<b>TOTAL for a semester</b>			<b>40</b>	<b>70</b>
<b>Formative assessment (credit)</b>			<b>20</b>	<b>30</b> 18
<b>Semestrial rating on the discipline</b>			<b>60</b>	<b>100</b>

### Subject Flow Sheet

#### Latin (General Medicine) II semester

	Control	Form of Control	Credit minimum	Credit maximum	schedule (semester)
<b>Module 3</b>					
<b>3. Terminological word-formation. Clinical terminology.</b> General concepts of terminological word-formation. Frequency Latin and Greek suffixes.	Formative assessment	Activity; attendance; general questioning of lexicon; written control by cards.	10	20	17
	Midterm Examination	Examination No. 3 on the theme: "Terminological word-formation. Clinical terminology".	30	50	
<b>TOTAL for a semester</b>			<b>40</b>	<b>70</b>	
<b>Formative assessment (credit with a mark)</b>			<b>20</b>	<b>30</b>	18
<b>Semestrial rating on the discipline</b>			<b>60</b>	<b>100</b>	

**Note:**

- 1. Unexcused absence from lessons: - 1 point for 10% skipped classes; - 2 points for 20% skipped classes; - 3 points for 30% and more skipped classes.**
- 2. Non-fulfillment of homework: - 1 point.**
- 3. Coming late: - 1 point.**
- 4. Untimely passing of the total examination – 1 point**