


**MINISTRY OF SCIENCE AND HIGHER EDUCATION OF THE RUSSIAN FEDERATION,
MINISTRY OF EDUCATION AND SCIENCE OF THE KYRGYZ REPUBLIC**

**Government-run Educational Institution of Higher Professional Education
Kyrgyz-Russian Slavic University
School of Medicine**



ENDORSED BY
Prof. Anes Zarifyan

“ 29 06 2021 __ г.

Emergency medicine

Course Outline (Module)

Assigned to Emergence Medicine
Academic Curriculum 31050150_21_12345 ld.plx
31.05.01. General medicine

Mode of Study Specialist **Intramural**
Total Credit Value **4 ZET__credit points**


Course Hours
including: 144
in-class learning 90
self - study 36
watch for control - 18

Scope of Testing Semesters:
exams 5

Semester Academic Year	5 (3.1)		Total	
	20			
Type of Training	AC	CO	AC	CO
Lectures	36	36	36	36
Practical Session	54	54	54	54
Contact work during the examination session	0,5	0,5	0,5	0,5
Including Interactive Session	5	5	5	5
Total In-class Session	90	90	90	90
Contact work	90,5	90,5	90,5	90,5
Individual Work	36	36	36	36
Watch for control	17,5	17,5	17,5	17,5
Total	144	144	144	144

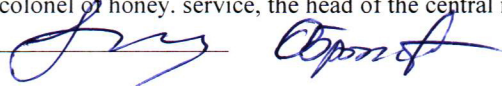
The Course outline developed by:

Candidate of Medical Sciences, Head of the Department, Associate Professor, Idirisov A.N., Candidate of Medical Sciences, Associate Professor, Nurseitov T.M., Senior Lecturer, Kozdrovich V.P.



Reviewers:

Ph.D., Head of the "ZCHS" catered by the KRSU and the Ministry of Emergencies of the KR, professor, B.S. Ordobaev, the colonel of honey. service, the head of the central military hospital, T.B. Zhenaliev



The Course Outline

___Emergency Medicine___

developed in full compliance with FSES 3++:

Federal State Education Standards of Higher Professional Education for students trained for specialty _____ General Medicine _____ 31.05.01 _____ (The Ministry of Education and Science of the Russian Order of “_12_”_08_ .2020 _____ №_988_)

in accordance with Academic Curriculum:

_____ 31.05.01


confirmed by KRSU Board of Academics in “_29_”_06_ .2021_ record № 10 _____.

The Course Outline endorsed by _____Emergency Medicine__ Department Meeting

Record of ___03___09_____ 2021__ . №_1_

Valid for: ___2021 - 2027_____ academic year


The Head of Department



The course outline endorsed for the following academic year

Chairman of the Educational and Methodological Board

___06.10._____ 2022__ г.



The course outline has been revised, considered and endorsed for implementation

in 20__-20__ Academic Year at the Staff Meeting of _____ Department

Record of ___15.09._____ 2022__ г. № 2__

The Head of Department



1. COURSE OUTLINE OBJECTIVES

1.1	Preparation of students studying in the specialty "General medicine" of higher professional medical education to work to provide medical care to the affected population and the principles of organizing and working in specialized clinics in emergency situations of military and peacetime, and also to practical fulfillment of functional duties in specialized clinics and medical institutions of general profile. Forming students' skills in providing first aid at pre-hospital stage to those who suffered in emergency situations of military and peacetime.
-----	---

2. PLACE OF THE COURSE IN THE EDUCATIONAL PROGRAM

Educational Program Units:	
2.1	Students' Preliminary Training Requirements:
2.1.1	General surgery
2.1.2	Pathological anatomy
2.1.3	Pathophysiology, clinical pathophysiology
2.1.4	Propaedeutics of internal diseases
2.1.5	Topographic anatomy and operative surgery
2.1.6	Pharmacology
2.1.7	Safety of vital functions
2.1.8	Microbiology, Virology
2.1.9	Immunology
2.1.10	Medical Law
2.1.11	Anatomy
2.1.12	Biology
2.1.13	Psychology and pedagogy
2.1.14	Educational practice in obtaining primary professional skills , including primary skills and research activities (General care for surgical patients)
2.1.5	Educational practice in obtaining primary professional skills , including primary skills and research activities (General care for therapeutic patients)
2.2	Course Units and Practical Sessions imposing the prior Proficiency
2.2.1	Basics of emergency care
2.2.2	Hygiene
2.2.3	Radiation diagnostics
2.2.4	Neurology, medical genetics, neurosurgery
2.2.5	Faculty Surgery
2.2.6	Epidemiology
2.2.7	Occupational diseases
2.2.8	Psychiatry, medical psychology
2.2.9	Hospital Surgery
2.2.10	Hospital Therapy
2.2.11	Infectious Diseases
2.2.12	Research work
2.2.13	Traumatology, orthopedics
2.2.14	Pediatric surgery
2.2.15	Evidence-Based Medicine
2.2.16	Forensic Medicine
2.2.17	Anaesthesiology, resuscitation, intensive care
2.2.18	Preparing for delivery and passing the state examination

3. STUDENTS' COMPETENCIES RESULTING FROM THE COURSE UNIT (MODULE)

CC-7: readiness to use first aid techniques, methods of protection in emergency situations

Knowledge:	
Level 1	Basic of first and pre-medical care for the victim in emergency situations of various types.
Level 2	Implementation of anti-epidemic measures, protection of the population in the foci of especially dangerous infections, with deterioration of the radiation situation and natural disasters.
Level 3	Basic of providing first and pre-medical care to the affected population.
Skills:	
Level 1	Choose ways to provide first aid, effectively use anti-chemical and medical means of protection.
Level 2	Carry out with the victims of preventive measures to increase the body's resistance to unfavorable environmental factors.
Level 3	Provide emergency first aid in the centers of mass destruction and at the stages of medical evacuation; use

	medical equipment.
Expertise:	
Level 1	The methods of providing first aid to the affected, sick, wounded in emergency situations of military and peacetime.
Level 2	Rules for partial special processing.
Level 3	The methods of rendering pre-medical care to victims in the lesions of emergencies. Methods of individual and group dosimetric control.

PC-3: the ability and readiness for carrying out anti-epidemic measures, the organization of protection of the population in the foci of particularly dangerous infections, with deterioration of the radiation situation, natural disasters and other emergencies.

Final Students' Competences

3.1	Knowledge:
Level 1	Objectives, aims of sanitary and epidemiological survey of the population of emergency situations.
Level 2	Organization of anti-epidemic measures in emergency situations of various kinds.
Level 3	Tasks and organization of a network of observation and laboratory control.
3.2	Skills:
Level 1	Carry out measures to prevent the occurrence and spread of infectious diseases.
Level 2	Identify infectious patients, their isolation, and hospitalization.
Level 3	Carry out recording and sanitation of carriers of pathogens, analysis of the dynamics and structure of morbidity by epidemiological features.
3.3	Expertise:
Level 1	The methods of interviewing patients, victims, representatives of the local population and medical workers in emergency situations (emergency situations) in the center.
Level 2	Emergency prevention in the event of an emergency.
Level 3	Methods of disinfection of foci (disinfection, dissection and deratization).

PC-13: willingness to participate in the provision of medical care in emergency situations, including participation in medical evacuation

3.1	Knowledge:
Level 1	Basic of medical-evacuation activities in emergency situations.
Level 2	Types of emergency situations (ES) peacetime - man-made, biological, social, their traumatic factors and types of possible injuries in people as a result of these emergency situations (ES).
Level 3	Preparation of health facilities for work in emergency situations (ES) of civil and military time. Features of health facilities in emergency situations of civil and military time.
3.2	Skills:
Level 1	Conduct medical sorting
Level 2	To characterize the medical and tactical situation of various types of emergency situations (ES).
Level 3	Provide first medical assistance to victims in emergency situations (ES).
3.3	Expertise:
Level 1	The methods of providing first aid to the affected, sick, wounded in the emergency situations of military and peacetime
Level 2	The main technical means of cardiopulmonary resuscitation, individual and medical means of protection.
Level 3	The methods of rendering pre-medical care to victims in the lesions of emergencies.

Final Students' Competences

3.1	Knowledge:
3.1.1	-ethiology and pathogenesis of emergency conditions;
3.1.2	-basic parameters of vital activity;
3.1.3	- Features of diagnostics of emergency conditions;
3.1.4	-algorithm of the doctor's action in the event of emergence of emergency conditions at the pre-hospital stage;
3.1.5	-the principles of emergency medical care in terminal conditions at the pre-hospital stage;
3.1.6	-principles of pharmacotherapy in emergency conditions at the pre-hospital stage;
3.1.7	-rules, principles and types of transportation of patients to a medical and preventive institution;
3.1.8	- the rule of filling out medical records;
3.1.9	- principles of the organization, tasks, forces and means of service of medicine of catastrophes and medical service of civil defense;
3.1.10	-classification of emergencies, the main striking factors and medical and tactical characteristics of natural and man-made disasters;
3.1.11	-the bases of medical-evacuation support of the affected population in emergency situations;
3.1.12	-principles of ensuring the sustainability of economic facilities, forecasting the development of events and assessing the consequences of man-made emergencies and natural disasters;
3.1.13	-the main sanitary and hygienic and anti-epidemic measures, conducted in the provision of emergency medical care at the pre-hospital stage and in emergency situations.
3.2	Skills:
3.2.1	- to conduct a patient's examination in emergency situations at the pre-hospital stage;

3.2.2	-to determine the severity of the patient's condition;
3.2.3	-sign leading syndrome;
3.2.4	- carry out differential diagnostics;
3.2.5	-work with portable diagnostic and resuscitation equipment;
3.2.6	-show posidromomic emergency medical care;
3.2.7	- evaluate the effectiveness of emergency medical care;
3.2.8	- conduct cardiopulmonary resuscitation;
3.2.9	- to control the basic parameters of vital activity;
3.2.10	-to carry out pharmacotherapy at the pre-hospital stage;
3.2.11	- to determine the indications for hospitalization and to transport the patient;
3.2.12	-to monitor at all stages of pre-hospital care;
3.2.14	-organize the work of the emergency medical care team;
3.2.15	-to teach self-help and mutual help;
3.2.17	-organize and conduct medical sorting, the first medical, first aid in emergency situations;
3.2.18	-to use collective and individual means of protection;
3.3	Expertise:
3.3.1	-conducting clinical examination in emergency conditions at the pre-hospital stage;
3.3.2	- determination of the severity of the patient's condition and the current leading syndrome;
3.3.3	- differential diagnosis of diseases;
3.3.4	-work with portable diagnostic and resuscitation equipment;
3.3.5	-indication of a post-emergency medical emergency;
3.3.6	- determination of indications for hospitalization and transportation of the patient;
3.3.7	- emergency medical care for various types of damage;

4. COURSE (MODULE) STRUCTURE AND CONTENT

Class Code	Subject Name /Type of Class/	Semester / Academic Year	Hours	Competencies	Literature	Interactive Sessions	Notes
	Section 1. Tasks and foundations of the organization of the Unified State System for the Prevention and Elimination of Emergencies. Tasks, organizational structure and bases of activity of the Ministry of Emergency Situations of the Kyrgyz Republic.						
1.1	Tasks and foundations for the organization of the Unified State System for the Prevention and Elimination of Emergencies /Lec./	5	2	CC-7 PC-3 PC-13	L1.1 L1.2 L1.4 L1.3 L2.4 L3.2 L3.3 L3.4 L3.5	0	
1.2	Tasks and foundations for the organization of the Unified State System for the Prevention and Elimination of Emergencies. Unified state system of prevention and liquidation of emergency situations. General characteristics of emergency situations. Impact factors of sources of emergency situations. Tasks and organizational structure of the Unified State System for the Prevention and Elimination of Emergencies. Tasks, organizational structure and bases of activity of the Ministry of Emergency Situations of the Kyrgyz Republic. /Prac./	5	3	CC-7 PC-3 PC-13	L1.1 L1.2 L2.1 L2.4 L3.1 L3.4 L3.5 E-1 E-2 E-3 E-4	0	
1.3	Tasks, organizational structure and bases of activity of the Ministry of Emergency Situations of the Kyrgyz Republic. Brief history of development. / IW /	5	3	CC-7 PC-3 PC-13	L1.1 L1.2 L2.4 L3.1 L3.3 L3.4 L3.5 E-1 E-2 E-3 E-4	0	
1.4	Tasks, organizational structure and basics of the All-Russian Disaster Medicine Service.	5	2	CC-7 PC-3 PC-13	L1.1 L1.2 L1.3 L1.4 L2.4 L3.2	0	

	/Lec./				L3.4 L3.5		
1.5	Tasks, organizational structure and basics of the All-Russian Emergency Medicine Service (AREMS). Definitions and tasks ALEMS. Organizational structure of ALEMS. Modes of functioning of AREMS. /Prac./	5	3	CC-7 PC-3 PC-13	L1.1 L1.2 L2.4 L3.1 L3.4 L3.5 E-1 E-2 E-3 E-4	0	
1.6	Formation and establishment of service and medicine of catastrophes. Purpose and tasks of the mobile multi-profile hospital, deployment scheme. Purpose, tasks of the brigade of specialized medical care. Formation of service of medicine of catastrophes, intended for rendering the stricken pre-medical and first medical aid. /Prac./	5	3	CC-7 PC-3 PC-13	L1.1 L1.2 L2.3 L3.1 L3.4 L3.5 E-1 E-2 E-3 E-4	0	
1.7	Tasks, organizational structure and basics of the All-Russian Disaster Medicine Service. Tasks and organizational structure of the sanitary and epidemiological service for work in emergency situations. / IW /	5	3	CC-7 PC-3 PC-13	L1.1 L1.2 L2.4 L3.1 L3.3 L3.4 L3.5 E-1 E-2 E-3 E-4	0	
1.8	Tasks, organizational structure and bases of activity of the Ministry of Emergency Situations of the Kyrgyz Republic. / Lec. /	5	2	CC-7 PC-3 PC-13	L1.1 L1.2 L1.3 L1.4 L2.4 L3.2 L3.4 L3.5	0	
1.9	Organization of medical evacuation in emergency situations. /Prac./	5	3	CC-7 PC-3 PC-13	L1.1 L1.2 L3.1 L3.4 L3.5 E-1 E-2 E-3 E-4	0	
1.10	Stage of medical evacuation. Definition, tasks and the concept of deploying the stage of medical evacuation. Medical sorting of the affected. Definition, goals, types. Medical evacuation of people affected in emergency situations. Its purpose and constituent elements. /Prac./	5	3	CC-7 PC-3 PC-13	L1.1 L1.2 L3.1 L3.4 L3.5 E-1 E-2 E-3 E-4	1,5	Presentation "Medical sorting and evacuation" The goal of which is to show the mechanics of medical sorting in case of emergency.
1.11	Types and volume of medical care. Stage of medical evacuation. / Lec /	5	2	CC-7 PC-3 PC-13	L1.1 L1.2 L1.3 L1.4 L3.2 L3.4 L3.5	0	
1.12	Organization of medical-evacuation support of the population in emergency situations. / Lec./	5	2	CC-7 PC-3 PC-13	L1.1 L1.2 L1.3 L1.4 L3.2 L3.4 L3.5	0	
1.13	Purpose, tasks, staff structure, brigades of specialized medical care. / IW /	5	3	CC-7 PC-3 PC-13	L1.1 L1.2 L3.1 L3.3 L3.4 L3.5 E-1 E-2 E-3 E-4	0	
	Section 2. Medical and sanitary support in the aftermath of emergency situations of anthropogenic nature.						
2.1	Medical and sanitary support in the aftermath of emergency situations of anthropogenic nature. / Lec. /	5	2	CC-7 PC-3 PC-13	L1.1 L1.2 L1.3 L1.4 L3.2 L3.4 L3.5	0	

2.2	The main groups of hazardous chemicals (AOXV), which determine the chemical hazard. Classification AOXV. Medical and tactical characteristics of the centers of chemical accidents. The basics of medical support in the liquidation of the consequences of chemical accidents. /Prac./	5	3	CC-7 PC-3 PC-13	L1.1 L1.2 L3.1 L3.4 L3.5 E-1 E-2 E-3 E-4	0	
2.3	Medical and tactical characteristics of foci of radiation accidents. Assessment of the radiation situation. Classification of acute radiation sickness (ARS). Organization of medical provision of the population in the event of elimination of the consequences of radiation accidents. /Prac./	5	3	CC-7 PC-3 PC-13	L1.1 L1.2 L3.1 L3.4 L3.5 E-1 E-2 E-3 E-4	0	
2.4	Medical and tactical characteristics of transport and road and transport emergencies. / Lec./	5	2	CC-7 PC-3 PC-13	L1.1 L1.2 L1.3 L1.4 L3.2 L3.4 L3.5	0	
2.5	Medical and tactical characteristics of transport and road and transport emergencies. Medical and tactical characteristics of emergencies in explosions and fires. Forces and resources involved in the elimination of health consequences. Organization of medical support in emergency situations on transport, road and transport objects in explosions and fires. /Prac./	5	3	CC-7 PC-3 PC-13	L1.1 L1.2 L3.1 L3.4 L3.5 E-1 E-2 E-3 E-4	0	
2.6	Medical and sanitary support in the elimination of consequences in emergency situations of anthropogenic nature. Medical and sanitary support during the liquidation of consequences and chemical accidents. / IW/	5	3	CC-7 PC-3 PC-13	L1.1 L1.2 L3.3 L3.4 L3.5 E-1 E-2 E-3 E-4	0	
2.7	Medical and sanitary support in the aftermath of emergency situations of a natural nature. /Lec./	5	2	CC-7 PC-3 PC-13	L1.1 L1.2 L1.3 L1.4 L3.1 L3.2 L3.4 L3.5	0	
2.8	Medical and sanitary support in the aftermath of emergency situations of a natural nature. Classification of emergency situations of a natural nature. Medical and tactical characteristics of lesions in earthquakes. Forces and funds involved in the elimination of the consequences of the earthquake. Organization of medical provision of the population in the aftermath of the earthquake. /Prac./	5	3	CC-7 PC-3 PC-13	L1.1 L1.2 L1.3 L1.4 L3.2 L3.4 L3.5 E-1 E-2 E-3 E-4	0	
2.9	Organization of medical provision of the population in the aftermath of other natural disasters / Lec./	5	2	CC-7 PC-3 PC-13	L1.1 L1.2 L3.1 L3.4 L3.5	0	
2.10	Medical and tactical characteristics of the foci of flood areas. Medical and tactical characteristics of other	5	3	CC-7 PC-3 PC-13	L1.1 L1.2 L3.1 L3.4 L3.5 E-1 E-2	1,5	Presentation «A Fire in the academic

	natural disasters (meteorological, topological natural disasters, fires). Organization of medical provision of the population during the liquidation of the consequences of other natural disasters. /Prac./				E-3 E-4		building». The aim of this session is to show the students the fire regulations, skills of usage of firefighting equipment, actions according to the evacuation plan and the provision of predictor care and first aid.
2.11	Medical and sanitary support in the aftermath of emergency situations of a natural nature. Natural Disasters. Characteristics of earthquakes, forces and resources involved in the elimination of health and sanitary consequences. / IW/	5	3	CC-7 PC-3 PC-13	L1.1 L1.2 L3.1 L3.3 L3.4 L3.5 E-1 E-2 E-3 E-4	0	
2.12	Organization of medical provision of the population in the aftermath of other natural disasters / Lec./	5	2	CC-7 PC-3 PC-13	L1.1 L1.2 L1.3 L1.4 L3.2 L3.4 L3.5	0	
2.13	Organization of anti-epidemic support in emergency situations. Objectives, objectives and definitions of sanitary and epidemiological support of the population in emergency situations. Organization of sanitary and hygienic measures in emergency situations. Organization of anti-epidemic measures in emergency situations. Tasks and organization of a network of observation and laboratory control. /Prac./	5	3	CC-7 PC-3 PC-13	L1.1 L1.2 L3.1 L3.4 L3.5 E-1 E-2 E-3 E-4	0	
2.14	Organization of sanitary and hygienic measures in emergency situations. Organization of anti-epidemic measures in emergency situations. Tasks and organization of a network of observation and laboratory control. / IW /	5	3	CC-7 PC-3 PC-13	L1.1 L1.2 L3.1 L3.3 L3.4 L3.5 E-1 E-2 E-3 E-4	0	
	Section 3. Medical protection of the population and rescuers in emergency situations.						
3.1	Medical protection of the population and rescuers in emergency situations. / Lec./	5	2	CC-7 PC-3 PC-13	L1.1 L1.2 L1.3 L1.4 L3.2 L3.4 L3.5	0	
3.2	Basic principles and methods of protecting the population in emergency situations. Characteristics of personal protective equipment. The main measures of medical protection of the population and rescuers in emergency situations. Medical means of individual protection. Organization of medical support for the contingent involved in rescue, emergency and recovery operations.	5	3	CC-7 PC-3 PC-13	L1.1 L1.2 L3.1 L3.4 L3.5 E-1 E-2 E-3 E-4	0	

	/Prac./						
3.3	Medical protection of the population and rescuers in emergency situations. Possible character of the future war. /IW /	5	3	CC-7 PC-3 PC-13	L1.1 L1.2 L3.1 L3.3 L3.4 L3.5 E-1 E-2 E-3 E-4	0	
3.4	Medical supply of the formation of institutions designed for public health care in emergency situations. / Lec./	5	2	CC-7 PC-3 PC-13	L1.1 L1.2 L1.3 L1.4 L3.2 L3.4 L3.5	0	
3.5	Medical supply of the formation of institutions designed for public health care in emergency situations. Tasks, objectives and definition of the supply of medical equipment. Characteristics and classification of medical property. Organization of the medical supply of the formations and institutions of AREMS in emergency situations. Procurement of medical equipment and its storage. /Prac./	5	2	CC-7 PC-3 PC-13	L1.1 L1.2 L3.1 L3.4 L3.5 E-1 E-2 E-3 E-4	0	
3.6	Organization of medical supply of the formation and institutions of AREMS in emergency situations. / Lec./	5	2	CC-7 PC-3 PC-13	L1.1 L1.2 L1.3 L1.4 L3.2 L3.4 L3.5	0	
3.7	Medical supply of the formation of institutions designed for public health care in emergency situations. Characteristics and classification of medical property. / IW /	5	3	CC-7 PC-3 PC-13	L1.1 L1.2 L3.1 L3.3 L3.4 L3.5 E-1 E-2 E-3 E-4	0	
3.8	Organization of medical provision of the population in case of local armed conflicts and terrorist acts. / Lec./	5	2	CC-7 PC-3 PC-13	L1.1 L1.2 L1.3 L1.4 L3.2 L3.4 L3.5	0	
3.9	Organization of medical provision of the population in case of local armed conflicts and terrorist acts. Types of armed conflicts. Conditions and main factors of military emergencies. Medical forces and means in the AREMS CD, intended to provide the population with armed conflicts. Principles of their use. Medical and sanitary support in local armed conflicts. Medico-tactical characteristics of terrorist acts and specific features of health care. /Prac./	5	3	CC-7 PC-3 PC-13	L1.1 L1.2 L3.1 L3.4 L3.5 E-1 E-2 E-3 E-4	1	The exhibition of video film «Terrorist event»
3.10	Organization of medical provision of the population in case of local armed conflicts and terrorist acts. Types of armed conflicts. Conditions and main factors of military emergencies. Medical forces and means in the AREMS, CD, intended to provide the population with armed conflicts. Principles of their use. Medical and sanitary support in local armed conflicts. Medico-tactical characteristics of terrorist acts and specific features of health care. / IW /	5	3	CC-7 PC-3 PC-13	L1.1 L1.2 L3.1 L3.3 L3.4 L3.5 E-1 E-2 E-3 E-4	0	
	Section 4. Preparation and organization of the work of medical and preventive						

	institutions in emergency situations.						
4.1	Preparation and organization of medical and preventive institutions (MPI) in emergency situations. / Lec./	5	2	CC-7 PC-3 PC-13	L1.1 L1.2 L1.3 L1.4 L2.2 L3.2 L3.4 L3.5	0	
4.2	Preparation and organization of medical and preventive institutions (MPI) in emergency situations. Preparation of medical and preventive institutions for work in emergency situations. Organization of the work of medical and preventive institutions in emergency situations. Evacuation of medical and preventive institutions in emergency situations. /Prac./	5	3	CC-7 PC-3 PC-13	L1.1 L1.2 L2.2 L3.1 L3.4 L3.5 E-1 E-2 E-3 E-4	0	
4.3	Preparation and organization of medical and preventive institutions (MPI) in emergency situations. /IW /	5	3	CC-7 PC-3 PC-13	L1.1 L1.2 L2.2 L3.1 L3.3 L3.4 L3.5 E-1 E-2 E-3 E-4	0	
4.4	Medical and psychological protection of the population and rescuers in emergency situations. / Lec./	5	2	CC-7 PC-3 PC-13	L1.1 L1.2 L1.3 L1.4 L3.2 L3.4 L3.5	0	
4.5	Medical and psychological protection of the population and rescuers in emergency situations. Psycho-traumatic factors. Stages of emotional and physiological state of people exposed to natural disasters. Features of behavioral reactions of personality in emergency situations. Features of the development of neuromuscular disorder in populations and rescuers in emergency situations of a different nature. Medical and psychological protection of the population and rescuers. /Prac./	5	3	CC-7 PC-3 PC-13	L1.1 L1.2 L3.1 L3.4 L3.5 E-1 E-2 E-3 E-4	0	
4.6	Features of the development of neuromuscular disorder in populations and rescuers in emergency situations of a different nature. Medical and psychological protection of the population and rescuers. / IW /	5	3	CC-7 PC-3 PC-13	L1.1 L1.2 L3.1 L3.3 L3.4 L3.5 E-1 E-2 E-3 E-4	0	
4.7	Emergency situations of the technogenic nature of wartime. / Lec./	5	2	CC-7 PC-3 PC-13	L1.1 L1.2 L1.3 L1.4 L3.2 L3.4 L3.5	0	
4.8	Emergency situations of the technogenic nature of wartime. Weapons of mass destruction. Nuclear weapons and the damaging factors of a nuclear explosion. The center of nuclear defeat. Zone of radioactive contamination. Organization of medical care in the center of a nuclear explosion. /Prac./	5	3	CC-7 PC-3 PC-13	L1.1 L1.2 L3.1 L3.4 L3.5 E-1 E-2 E-3 E-4	1	The exhibition of video film «Nuclear weapon»
4.9	Foci of damage are formed as a result of the use of conventional weapons. Specific features of lesions and medical aid in the use of	5	2	CC-7 PC-3 PC-13	L1.1 L1.2 L1.3 L1.4 L3.2 L3.4 L3.5	0	

	conventional weapons. / Lec. /						
4.10	Brief description of chemical agents. Medical and tactical characteristics of the centers of the defeat of poisonous substances. Features of the organization of medical aid in the centers of chemical weapons. Bacteriological weapons. Assessment of the bacteriological situation. Foci of damage are formed as a result of the use of conventional weapons. Specific features of lesions and medical aid in the use of conventional weapons. /Prac./	5	3	CC-7 PC-3 PC-13	L1.1 L1.2 L3.1 L3.4 L3.5 E-1 E-2 E-3 E-4	0	
4.11	Bacteriological weapons. Assessment of the bacteriological situation. Foci of damage are formed as a result of the use of conventional weapons. Specific features of lesions and medical aid in the use of conventional weapons. / IW /	5	3	CC-7 PC-3 PC-13	L1.1 L1.2 L3.1 L3.3 L3.4 L3.5 E-1 E-2 E-3 E-4	0	
4.12	Contact work during the examination session	5	0,5				
4.13	/Exam/	5	17,5			0	

5. ASSESSMENT FUND

5.1. Advancement Questions and Assignments

Questions for testing the level of training KNOW:

- 1) Unified state system for the prevention and elimination of emergency situations. Definition, history of development
- 2) General characteristics of emergency situations. Impact factors of sources of emergency situations
- 3) Tasks and organizational structure of the Unified State System for Prevention and Elimination of Emergencies
- 4) Definition and tasks of AREMS (All-Russian Emergency Medical Service)
- 5) Organizational structure of AREMS
- 6) Operating Modes of AREMS
- 7) Formation and establishment of a disaster medicine service
- 8) Purpose and tasks of the mobile multi-profile hospital, deployment scheme
- 9) Purpose, tasks of the specialized medical care team
- 10) Formation of the service of medicine of catastrophes, intended for rendering the injured pre-medical and first medical aid.
- 11) Brief history of the development of AREMS
- 12) Definition, tasks and basic principles of organization of the All-Russian Emergency Medicine Service.
- 13) Organization of AREMS: levels, management: definition, principles of organization, interaction, management of AREMS in the liquidation of emergencies.
- 14) Modes "daily activities and increased readiness". Definitions and main activities.
- 15) The "emergency situation". Definitions and main activities.
- 16) Brief description of the specialized assistance teams.
- 17) Brief description of the territories of Kyrgyzstan.
- 18) Features of nature and ecology of mountain territories.
- 19) Emergency situations, dangerous natural and natural-technogenic processes in the territory of the Kyrgyz Republic.
- 20) The fundamentals of the organization and the principles of medical-evacuation provision of the population in emergency situations.
- 21) Types and volume of medical care.
- 22) The content of the first, first aid, first qualified medical care.
- 23) Stage of medical evacuation. Definition, tasks and the concept of deployment.
- 24) Medical sorting of the affected. Definition, goals, types.
- 25) Medical evacuation of those affected in emergency situations. Its purpose and constituent elements.
- 26) What is the purpose of the punctuation sorting?
- 27) What is the purpose of the evacuation transport sorting?
- 28) Scheme of deployment of the stage of medical care.
- 29) The volume of first aid.
- 30) Functional subdivisions of the stage of medical evacuation.
- 31) The main groups, which determine the chemical hazard. Classification.
- 32) Medico-toxic characteristics of the centers of chemical accidents.
- 33) Fundamentals of medical support in the aftermath of chemical accidents.
- 34) Medical and tactical characteristics of radiation accidents.
- 35) Assessment of the radiation situation.
- 36) Classification of acute radiation sickness.

- 37) Organization of medical provision of the population during the liquidation of the consequences of radiation accidents.
- 38) Health care in the aftermath of chemical accidents.
- 39) Medical and sanitary support in the aftermath of radiation accidents.
- 40) Temporary phases of radiation accidents.
- 41) Modern classification of acute radiation sickness.
- 42) Admissible doses of radiation do not lead to the spread of acute radiation sickness.
- 43) Medical and tactical characteristics of transport and road transport emergency situations.
- 44) Medical and tactical characteristics of emergencies in explosions and fires.
- 45) The forces and resources involved in the elimination of health consequences.
- 46) Organization of medical support in case of emergency situations on transport and road transport objects during explosions and fires.
- 47) Classification of emergency situations of a natural nature.
- 48) Medico-tactical characteristics of lesions in earthquakes.
- 49) The forces and assets involved in the elimination of the consequences of the earthquake.
- 50) Organization of medical provision of the population in the aftermath of the earthquake.
- 51) Medico-tactical characteristics of flood areas.
- 52) By what scale is the intensity of the earthquake in points.
- 53) How long should rescuers enter the earthquake zone in order to save 90% of the victims?
- 54) How long should rescuers enter the earthquake zone in order to save 50% of the victims?
- 55) Health care measures for drowning.
- 56) Medical and tactical characteristics of other natural disasters (meteorological, topological natural disasters, fires).
- 57) Organization of medical provision of the population in the aftermath of other natural disasters.
- 58) Tasks, objectives and definition of sanitary and epidemiological support of the population in emergency situations.
- 59) Organization of sanitary-hygienic measures in emergency situations.
- 60) Organization of anti-epidemic measures in emergency situations.
- 61) Tasks and organization of a network of observation and laboratory control.
- 62) Basic principles and methods of protecting the population in emergency situations.
- 63) Characteristics of personal protective equipment.
- 64) The main measures of medical protection of the population and rescuers in emergency situations.
- 65) Medical means of individual protection.
- 66) Organization of medical support for the contingent involved in rescue, emergency and recovery operations.
- 67) The concept of protection of food and water. Depth of penetration of PS, RS into food products.
- 68) The main areas of protection of food and water: organizational arrangements, engineering and sanitary and hygienic measures.
- 69) Natural and artificial disinfection.
- 70) Decontamination and degassing of water. Security measures.
- 71) Classification of food by the degree of contamination of PS, RS and BA.
- 72) Sequence of actions of the sanitary expert.
- 73) Decisions on the results of the examination.
- 74) Factors affecting the occurrence and spread of infectious diseases.
- 75) Characteristics of epidemic foci., Types of range of infectious diseases.
- 76) Causes of the threat of epidemic outbreaks.
- 77) Tasks, objectives and definition of the supply of medical equipment.
- 78) Characteristics and classification of medical property.
- 79) Organization of the medical supply of the formations and institutions of AREMS in emergency situations.
- 80) Procurement of medical equipment and its storage.
- 81) Types of armed conflicts. Conditions and main factors of military emergencies.
- 82) Medical forces and means of AREMS, CD, intended to provide population in armed conflicts. Principles of their use.
- 83) Health care in local armed conflicts.
- 84) Medical and tactical characterization of terrorist acts and features of health care.
- 85) Preparation of medical and preventive institutions for work in emergency situations.
- 86) Organization of the work of medical and preventive institutions in emergency situations.
- 87) Evacuation of medical and preventive institutions.
- 88) Psycho-traumatic factors. Stages of emotional and physiological state of people exposed to natural disasters.
- 89) Features of behavioral reactions of the personality in emergency situations.
- 90) Features of the development of neuromuscular disorder in the population and rescuers in emergency situations of various types.
- 91) Medical and psychological protection of the population and rescuers.
- 92) Weapons of mass destruction.
- 93) Nuclear weapons and the damaging factors of a nuclear explosion.
- 94) The center of nuclear defeat. Areas of radioactive contamination.
- 95) Organization of medical care in the hearth.
- 96) Brief description of chemical agents. Medical and tactical characteristics of lesions,
- 97) The specifics of the organization of medical care in chemical weapons foci.
- 98) Bacteriological weapons. Assessment of the bacteriological situation.
- 99) Foci of damage formed as a result of the use of conventional weapons.
- 100) Specifics of lesions and medical assistance in the use of conventional weapons.

Tasks for testing the level of training TO SKILL AND KNOWLEDGE are verified by solving situational problems.

List of standard tasks in ANNEX №2.
5.2. Course Papers Themes
Term papers are not provided.
5.3. Assessment Fund
<p>THEORETICAL TASK The list of theoretical questions from item 5.1. According to the topic of the section.</p> <p>SITUATIONAL PROBLEM. The list of tasks according to the topic of section 5.1</p> <p>REPORT WITH PRESENTATION. The student independently selects the topic of the report.</p> <p>Subjects of reports:</p> <ol style="list-style-type: none"> 1. Combat poisonous substances used by the army of NATO, Russian Federation. 2. Tailings basins located on the territory of the Kyrgyz Republic are dangerous for the population. 3. Scots of graves located on the territory of the Kyrgyz Republic, which can be used as bacteriological weapons 4. Gold ore combines as a center of hazardous chemical objects. 5. Impact of household waste on the ecology of the Bishkek city. 6. The danger of strong destruction of multi-storey buildings built on tectonic faults in the conditions of Bishkek city, which will adversely affect the medical support. <p>QUESTIONS TO THE EXAMINATION. List of questions for the exam in the ANNEX № 3.</p>
5.4. List of Assessment Tools
<ol style="list-style-type: none"> 1. Theoretical task; 2. Tests; 3. Report with presentation; 4. Situational problems; <p>Scales of assessment by types of assessment tools in the ANNEX № 4.</p>

6. COURSE (MODULE) METHODOLOGICAL AND INFORMATIONAL SUPPORT			
6.1 Recommended Reading			
6.1.1 Required Reading List			
	Authors, Compliers	Title	Book publisher, Year
L1.1	Jonathan P. Wyatt, Robin N. Illingworth, Colin A. Graham, Kerstin Hogg	Oxford Handbook of Emergency Medicine.	Great Clarendon Street, Oxford OX2 6DP Oxford University Press is a department of the University of Oxford. 2012 Fourth education. http://repository.poltekkes-kaltim.ac.id
L1.2	Rosen & Barkin's	5-Minute Emergency Medicine Consult	Wolters Kluwer Health Two Commerce Square 2015 5-th ediction https://www.pdfdrive.com >
L1.3	Amir Khorram-Manesh,, Krzysztof Goniewicz, Attila J.Hertelendy, Maxim A.Dulebenets	Handbook of Disaster and Emergency Management	Amir Khorram-Manesh, amir.khorram-manesh@surgery.gu.se Printed by Kompendiet, Gothenburg, Sweden 2021 Second Edition https://www.researchgate.net
L1.4	U.S.Department of Transportation	EMERGENCY RESPONSE GUIDEBOOK	U.S.Department of Transportation <u>Transport Canada 2020</u> https://www.phmsa.dot.gov > files >
6.1.2 Advanced Reading			
	Authors, Compliers	Title	Book publisher, Year
L1.1	Catholic relief services	Emergency Preparedness & Response Handbook	Published by Catholic Relief Services, November 2002. https://www.crs.org > default > files > tools-research
L1.2	Jones & Bartlett Learning, LLC, an Ascend Learning Company	Emergency & Critical Care Pocket Guide	World Headquarters Jones & Bartlett Learning 6 Wall Street Burlington. Printed in the United States. 2020

L1.3	Academy. Fire Safety school	The Protection handbook A Guide for operational personal.	Academy. Quality Training Solutions March 2018 https://www.nationalfirechiefs.org.uk › MediaUploads
L1.4	American College of Emergency Physicians Advancing Emergency Care	First Aid Manual	Medical Editor-in-Chief Gina M. Piazza, DO, FACEP 2014 5 th -edition https://kuiyem.ku.edu.tr › uploads › 2016/12 › Ame...

6.1.3 Guidance Papers

	Authors, Compliers	Title	Book publisher, Year
L3.1	A.N. Idirisov, T.M. Nurseitov	Methodical development for the teacher, for classroom and outside classroom preparation of students, according to the thematic plan: Methodological development	B: KRSU Publishing House 2017
L3.2	A.N. Idirisov, T.M. Nurseitov	The course of lectures according to the thematic plan .: Methodical development	B: KRSU Publishing House 2017
L3.3	Idirisov A.N, Aralbaeva Zh.A.	Military-field therapy with the course of military toxicology: Teaching-methodical manual	Bishkek: Publishing house of the KRSU 2011
L3.4	Idirisov A.N, Ismailov A.A, Nursetitov T.M.	Medical protection against nuclear and chemical weapons: Teaching aid	Bishkek: Publishing house of the KRSU 2011
L3.5	Aralbaeva Zh.A., Idirisov A.N.	Acute and chronic radiation sickness: Textbook	Bishkek: Publishing house of the KRSU 2005

6.2 Online Resources

Ә1	Levchuk I.P. Disaster Medicine. Course of lectures: textbook. - M .: GEOTAR-Media, 2013 - 240 p.-	www.studentlibrary.ru (E-library system «Student Consultant»)
Ә2	Radoutsky V.Yu. Disaster medicine: study guide / V.Yu. Radoutsky, D.E. Yegorov. - Belgorod, 2013	http://www.iprbookshop.ru/28356.html E-library system IPR
Ә3	Sakhno I.I., Sakhno V.I. Disaster medicine (organizational issues). - M., 2002.	http://lib.krsu.edu.kg/index.php?name=search E-library system of KRSU
Ә4	Kolb L.I. Medicine of catastrophes and emergency situations: study guide / L.I. Kolb, S.I. Leonovich, I.I. Leonovich. - Minsk: Higher School, 2008.	http://www.iprbookshop.ru/20091.html E-library system IPR

6.3. List of Information and Education Technologies

6.3.1 Competence-based Educational Technologies

6.3.1.1	Traditional educational technologies: lectures, practical classes, focused on communicating knowledge and methods of action, taught to students in ready-made form and intended for mastering. Reading lectures involves the use of multimedia equipment. Conducting practical exercises using tables and visual aids.
6.3.1.2	Innovative educational technologies: the use of case studies, the preparation of students reports with presentations on specific topics.
6.3.1.3	Information educational technologies: independent use by students of computer equipment and Internet resources for the performance of practical tasks and independent work.

6.3.2 List of Information Reference Systems and Software

6.3.2.1	Electronic Library of the KRSU (www.lib.krsu.edu.kg);
6.3.2.2	Electronic-library system "Znaniy" (www.znaniy.com).

6.3.2.3	Reference and legal system "Consultant Plus" (www.sledovatel.ru).

7. COURSE (MODULE) LOGISTICS	
7.1	Theoretical preparation for the study of the disaster medicine program is conducted on the basis of ILBIRS LLC in lecture halls with multimedia equipment.
7.2	The simulation center (Alamedin-1 building) equipped with interactive and medical equipment (anatomical table), robotic simulation dummies, modern reanimation equipment, phantoms, simulators, tools and consumables
7.3	The equipment of the study room: seats by the number of students (in auditorium №1, 2, 3, 4, 5); teacher's workplace; a set of educational and visual aids "Emergency Medicine ". Presentations of lectures on all sections of the discipline (PowerPoint).
7.4	Technical means of training: computer with licensed software; multimedia projector; the hinged screen; mask; respirator; first-aid kit AI-2; dressing bag individual; individual chemical package IPP-11; combined arms protective kit; compass; household dosimeter.
7.5	Training video film: Techno genic and natural disasters.
7.6	Computer classes (building of L.Tolstoy, aud. 4/12, 4/15) with access to the Internet for independent work, familiarization with Internet sources, video materials.

8. COURSE (MODULE) PROFICIENCY METHODOLOGICAL GUIDELINES (FOR STUDENT)	
<p>Discipline planning sheet in ANNEX № 5.</p> <p>METHODOLOGICAL INSTRUCTIONS FOR ORGANIZING THE STUDY OF DISCIPLINE:</p> <p>Training consists of classrooms (90 hours), including a lecture course and practical (group) classes (exercises, solving situational tasks, test tasks, etc.), and independent work (36 hours) under the guidance of the teacher. The lectures outline the main theoretical positions, new scientific achievements and prospects for the development of discipline. Practical exercises are aimed at strengthening and deepening theoretical knowledge. In practical classes, special attention is paid to solving situational problems, visiting the Center for Integrative and Practical Education (CIPE) with demonstration of thematic situations on models.</p> <p>In accordance with the requirements of GEF VO 3+, extensive use in the educational process of active and interactive forms of conducting classes (business role plays, analysis of specific clinical situations, fulfillment of research and research tasks using Internet resources, etc.) is necessary. The proportion of sessions conducted in interactive forms should be at least 10% of classroom activities.</p> <p>MODULAR CONTROL ON DISCIPLINE INCLUDES:</p> <ol style="list-style-type: none"> 1. Ongoing control: the assimilation of educational material in classroom lectures (lectures, practical, including visits and activities) and the fulfillment of mandatory tasks for independent work. 2. Boundary control: checking the completeness of knowledge and skills on the material of the module as a whole. The execution of test tasks is carried out in written form and is an obligatory component of the modular control. 3. Intermediate control - the completed documented part of the academic discipline - a set of closely connected test units. <p>BASIC REQUIREMENTS FOR FORMATIVE ASSESSMENT:</p> <p>In constructing a practical lesson, teachers adhere to the following general indicative plan:</p> <ol style="list-style-type: none"> 1. Organizational stage of the session (time - up to 2%); <ol style="list-style-type: none"> 1) roll call; 2) assigning the following topic to the house; 3) motivation of the topic of this practical lesson; 4) familiarize students with the goals and the plan of the activity; 2. Control and correction of the initial level of knowledge (time - up to 20%): <ol style="list-style-type: none"> 1) a theoretical survey on the current topic; 2) correction by the teacher of theoretical knowledge of students; 3) the stage of demonstration by the teacher of practical skills (time - up to 15%) 4) the stage of demonstration of independent work of students (protection of the report with presentation) (time - up to 45%) 5) the final stage of the session (time - up to 18%): <ol style="list-style-type: none"> a) final control of the generated theoretical knowledge and skills by solving situational problems; b) summing up the results of a practical lesson (the teacher's description of the fulfillment of all the objectives of the lesson by the student and an individual assessment of knowledge and skills). <p>RECOMMENDATIONS FOR THE PREPARATION OF THE REPORT WITH PRESENTATION. Rules of preparation and writing:</p> <p>Oral presentation - the report should not be a retelling of other people's thoughts, but an attempt at independent problematization and conceptualization of a specific, rather narrow and specific topic. All the footnotes in the work are carefully verified and supplied with "addresses". It is inadmissible to include in your work excerpts from the work of other authors without indicating this, to retell someone else's work close to the text without reference to it, to use other people's ideas without indicating the source. This also applies to sources found on the Internet. You must specify the full address of the site. All cases of plagiarism should be ruled out. At the end of the work, an exhaustive list of all the sources used is given.</p> <p>The main stages of the report:</p> <ul style="list-style-type: none"> • choice of topic; • consultation of the professor • preparation of the report plan; • working with sources and literature, collecting material; • writing the text of the report; • designing the manuscript and giving it to the teacher before the start of the report, which determines the readiness of the student 	

to speak;

- presentation of the report, answers to questions.

The subject of the report is offered by the teacher in the FEM.

Multimedia presentations are a kind of independent work of students on creation of visual information grants made with the help of multimedia computer program PowerPoint. This type of work requires coordination of the student's skills in collecting, organizing, processing information, processing it in the form of a collection material, briefly reflecting the main issues of the topic being studied, in electronic form. That is, the creation of presentation materials expands the methods and means of processing and presentation of educational information, forms students' computer skills.

The presentation materials are prepared by the student in the form of slides using Microsoft PowerPoint.

The requirement for students to prepare a presentation and protect it in class in the form of a report.

1. The theme (topic) of the presentation is chosen by the student from the proposed FEM list and must be coordinated with teacher and correspond to the topic of the lesson.

2. Stages of preparation of the presentation

Drawing up a presentation plan (statement of the task, objectives of this work)

Thinking of each slide (at the beginning it can be done manually on paper), while it is important to answer the questions:

- How does the idea of this slide reveal the main idea of the whole presentation?
- What will be on the slide?
- What will be said?
- How will the transition to the next slide be made?

3. Making a presentation using MS PowerPoint:

- It makes sense to be neat. Sloppy slides made (irregularities in fonts and indentations, typographical errors, typographical errors) raise suspicion that the student-rapporteur went too far to the content questions.

- The title page is necessary to present the audience to you and the topic of your report.

- The number of slides is not more than 30.

- The optimal number of lines on the slide is from 6 to 11.

- A common mistake is to read the slide verbatim. Best of all, if the slide will write detailed information, and words will tell their meaningful meaning. The information on the slide can be more formal and strictly stated than in the speech.

- Optimal switching speed - one slide in 1-2 minutes.

- It is welcomed in the presentation to use more drawings, pictures, formulas, graphs, tables. Animation effects can be used.

- When explaining the tables, it is necessary to say what the rows correspond to, and what - the columns.

- Enter only those notations and concepts, without which understanding of the main ideas of the report is impossible.

- In a short speech, you cannot repeat the same idea, even if in other words - time is expensive.

- Any phrase should be said for some reason. Then the performance will be complete and leave a good impression.

- The last slide with conclusions in short presentations should not be spoken.

- The main font in the text and formulas is recommended to be changed to Arial or similar; font Times looks bad from afar. Be sure to set the basic font size in MathType to the main font size in the text.

4. The student is obliged to prepare and make a report at a strictly prescribed time by the teacher, and on time.

5. Instruction to the speakers.

- report new information;
- use technical means;
- to know and be well-versed in the theme of the whole presentation;
- be able to discuss and quickly answer questions;
- clearly follow the established rules: rapporteur - 10 minutes; discussion - 5 minutes;

It must be remembered that the speech consists of three parts: the introduction, the main part and the conclusion.

The introduction helps ensure the success of the performance on any topic. The introduction should contain:

- name of the presentation;
- message of the main idea;
- a modern assessment of the subject matter;
- a brief enumeration of the issues under consideration;
- a live interesting form of presentation;

The main part, in which the speaker should deeply reveal the essence of the topic, is usually principle of the report. The main task is to provide enough data for the listeners and interested in the topic and wanted to get acquainted with the materials. In this case, the logical structure of the theoretical block should not be given without visual aids, audio - visual and visual materials.

Conclusion is clear generalization and brief conclusions, which are always waiting for listeners.

RECOMMENDATIONS FOR THE ORGANIZATION OF STUDENTS SELF - STUDY:

implies preparation for practical classes and includes the study of special literature on the subject (recommended textbooks, methodical guides, acquaintance with the materials published in monographs, specialized journals, on recommended medical sites); fulfillment of research and research tasks using Internet resources; preparation of abstracts, speeches at the seminar, abstracts, multimedia presentations. Independent work is considered as a kind of educational work on discipline and is performed within the hours allocated for the CDS. Each student is provided with access to the teaching and methodical cabinet of the department and library funds of the university. For each section, the department developed methodological recommendations for students, as well as guidelines for teachers. The work of the student in the group shapes the feelings of teamwork, personal responsibility and sociability.

The initial level of knowledge of students is determined by testing and compulsory oral interview, the current control of the mastery of the subject is determined by an oral questionnaire during practical classes, when solving typical situational tasks and modules.

At the end of the cycle, it is planned to conduct a test control over all the topics covered. The final control includes:

- tests;
- solution of situational tasks

SITUATIONAL PROBLEM. REFERENCE OPTION ANSWER:

10. At the enterprise there was a radiation accident with release into the environment of radioactive substances. The victim was taken to the treatment-and-prophylactic institution from the lesion center. Complains of a wound in the right hip, severe pain in the wound area.

Objectively: general condition of moderate severity, pulse 90 beats per minute, blood pressure 100/70 mm Hg. On the front surface of the thigh, in the middle third, there is a bandage, drenched in blood. In the upper third of the thigh is a hemostatic tourniquet.

Question: 1. What activities of the first medical aid need to be carried out by the victim?

2. Where, in what transport, in what position is it necessary to evacuate the victim after providing assistance?

Answer: - temporary stop of external bleeding by repeated application of the tourniquet; change of aseptic bandage; repeated anesthesia, repeated partial special treatment of open areas of the body; evacuation of lying on an ambulance transport to a medical institution (department) of a surgical profile.

BASIC REQUIREMENTS TO WRITE TESTS:

1. In one test task, 20 closed questions.

2. Questions are answered ready to choose, one of which is correct and the rest are wrong.

3. When the student receives the correct answers during the testing:

- less than 12 correct answers - the score is "unsatisfactory" (from 55 points and below);

-12-15 correct answers - the score is "satisfactory" (or 60-75 points);

-16-17 correct answers - score "good" (or 80-85 points);

- more than 18 correct answers - the score is "excellent" (or 90-100 points).

4. The overall score is defined as the sum of the points scored.

BASIC REQUIREMENTS FOR MIDPOINT ASSESSMENT:

At the appearance for the exam, students are required to have with them a record book, which they present to the teacher at the beginning.

On the intermediate control the student must correctly answer the test tasks in the computer class.